

LON 2040 Profile 75/100



December 31, 2025

Canada Life segregated funds policy originally with London Life

A fund aiming to provide a balance of long-term growth and current income through to its target date.

Is this fund right for you?

- You want investment income and want your money to grow over time.
- You want to invest in equity and fixed-income funds by London Life. Over time, this profile fund will gradually increase its allocation of fixed-income fund units while reducing its allocation of equity fund units to provide the potential for stable growth.
- You're comfortable with a moderate level of risk.

RISK RATING



Fund category

2040 Target Date Portfolio

Inception date

October 05, 2009

Management

expense ratio (MER)*

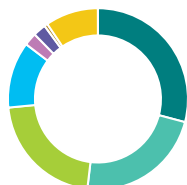
3.12%

(December 31, 2024)

Fund management

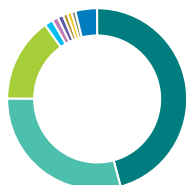
Portfolio Solutions Group

How is the fund invested? (as of December 31, 2025)



Asset allocation (%)

US Equity	29.1
Canadian Equity	22.8
International Equity	21.6
Domestic Bonds	11.8
Foreign Bonds	2.3
Cash and Equivalents	2.3
Income Trust Units	0.6
Other	9.5



Geographic allocation (%)

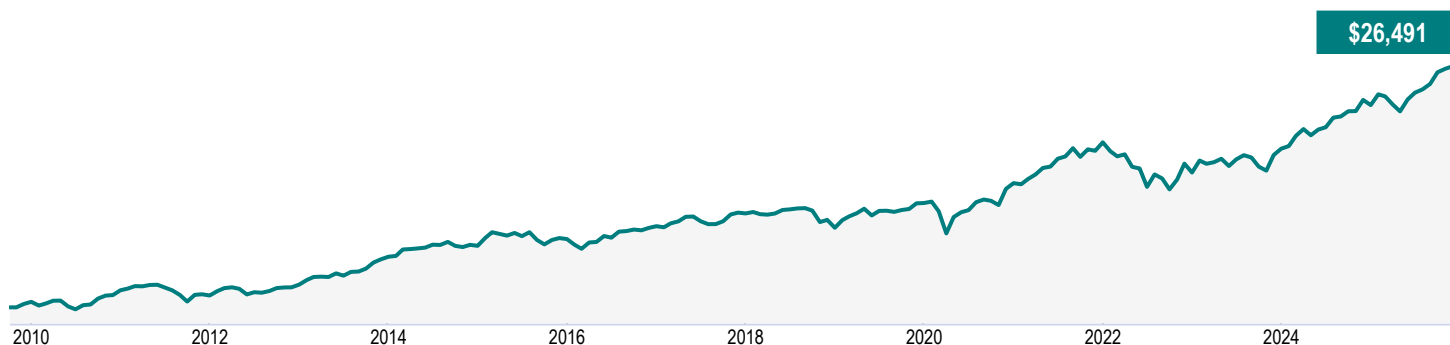
Canada	45.8
United States	29.3
Multi-National	15.1
United Kingdom	1.5
Japan	1.1
Ireland	1.0
China	0.8
France	0.8
Taiwan	0.7
Other	3.9



Sector allocation (%)

Mutual Fund	16.6
Technology	13.8
Financial Services	13.1
Fixed Income	11.6
Consumer Services	5.6
Basic Materials	4.9
Healthcare	4.5
Industrial Goods	4.4
Energy	4.3
Other	21.2

Growth of \$10,000 (since inception)



LON 2040 Profile 75/100

December 31, 2025

Fund details (as of December 31, 2025)

Top holdings	%
Real Estate	7.9
Canada Life Canadian Core Plus Bond Fund A	6.6
London Life Intl Equity (S)	4.9
Mackenzie Global Small-Mid Cap Fund Series A	4.4
Canadian Core Fixed Income	3.7
Mackenzie GQE Emerging Markets Fund Series A	3.1
Franklin Brandywine Global Fixed Income Investment Grade Fund	2.1
Apple Inc	2.0
Royal Bank of Canada	1.8
Alphabet Inc Cl A	1.4
Total allocation in top holdings	37.9

Portfolio characteristics	
Standard deviation	7.22%
Dividend yield	1.61%
Yield to maturity	-
Duration (years)	-
Coupon	-
Average credit rating	-
Average market cap (million)	\$820,922.3

Net assets (million)
\$620.8

Price
\$26.49

Number of holdings
3591

Minimum initial
investment
\$500

Fund codes
FEL – CLGT013E
DSC^ – CLGT013F
LSC – CLGT013H

Understanding returns

Annual compound returns (%)

1 MO	3 MO	YTD	1 YR	3 YR	5 YR	10 YR	INCEPTION
-0.81	0.74	10.26	10.26	11.04	7.31	6.04	6.18

Calendar year returns (%)

2025	2024	2023	2022	2021	2020	2019	2018
10.26	14.40	8.54	-9.76	15.20	8.01	11.06	-6.03

Range of returns over five years (November 01, 2009 - December 31, 2025)

Best return	Best period end date	Worst return	Worst period end date	Average Return	% of periods with positive returns	Number of positive periods	Number of negative periods
9.73%	March 2025	0.05%	March 2020	5.62%	100.00%	135	0

Contact information

Customer service centre

Toll free:
1-877-566-5433

Corporate website:
londonlife.com

LON 2040 Profile 75/100

December 31, 2025

*For Partner series and Preferred partner series an advisory and management services (AMS) fee, of between 0.50% and 1.25%, is negotiated between you and your advisor. The MER doesn't include this fee.

^Deferred Sales Charge (DSC) purchase option is not available for new contributions given regulatory bans that came into effect June 1, 2023. For certain policies where DSC is the only sales charge option available, new contributions may be accepted. Additional disclosure may be required.

†Soft capped - Contributions are no longer accepted to new investors., ‡Hard capped - Contributions are no longer accepted.

Distribution of the chart, history standard and short-term reports are not permitted without including the fund profile long-term report. Important information about London Life's segregated funds is found in the information folder, available from a Freedom 55 Financial representative. **Any amount that is allocated to a segregated fund is invested at the risk of the policyholder and may increase or decrease in value.** Reports produced using this web site are for information purposes only. London Life, Quadrus Investment Services Ltd., and their affiliates, representatives, and third party content providers do not warrant the accuracy, completeness, or timeliness of this website or any content, and shall not be responsible for investment decisions, damages, or other losses resulting from the use of this website or its content. The only true report on unit values is the periodic statement prepared and sent by London Life or Quadrus Investment Services Ltd. The indicated rates of return are annual compounded returns as of the date indicated and include changes in unit value and reinvestment of all distributions. The investment management fee has been deducted. Funds are available through a segregated funds policy issued by London Life. London Life and design are trademarks of London Life Insurance Company.

Financial information provided by Fundata Canada Inc.

©Fundata Canada Inc. All rights reserved.

