

LON Global Equity Profile 75/100



December 31, 2025

Canada Life segregated funds policy originally with London Life

An all cap fund-of-funds that aims to provide above-average long-term growth.

Is this fund right for you?

- You want your money to grow over a longer term.
- You want exposure to multi-managers in one fund that have access to global markets.
- You're comfortable with a moderate level of risk.

RISK RATING



Fund category

Global Equity

Inception date

October 05, 2009

Management

expense ratio (MER)*

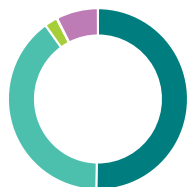
3.41%

(December 31, 2024)

Fund management

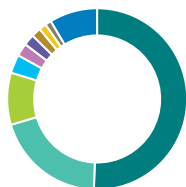
Portfolio Solutions Group

How is the fund invested? (as of December 31, 2025)



Asset allocation (%)

US Equity	50.3
International Equity	39.8
Cash and Equivalents	2.3
Canadian Equity	0.1
Other	7.5



Geographic allocation (%)

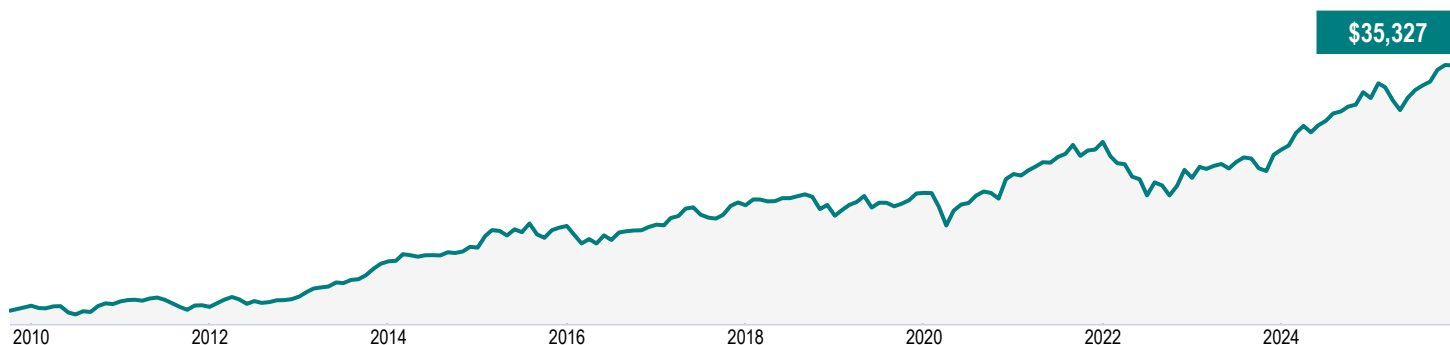
United States	50.6
Multi-National	19.8
Canada	9.3
United Kingdom	3.3
France	2.3
Japan	2.0
Ireland	1.7
Switzerland	1.3
Taiwan	1.1
Other	8.6



Sector allocation (%)

Mutual Fund	27.3
Technology	20.3
Financial Services	10.4
Healthcare	8.7
Consumer Services	7.2
Industrial Goods	7.0
Consumer Goods	4.7
Basic Materials	2.8
Real Estate	2.6
Other	9.0

Growth of \$10,000 (since inception)



LON Global Equity Profile 75/100

December 31, 2025

Fund details (as of December 31, 2025)

Top holdings	%
London Life Intl Equity (S)	9.0
Mackenzie Global Small-Mid Cap Fund Series A	7.0
Counsel Multi-Factor U.S. Equity Series S	5.1
Mackenzie GQE Emerging Markets Fund Series A	3.8
Apple Inc	3.7
Counsel Multi-Factor International Equity Series S	2.4
NVIDIA Corp	2.3
Alphabet Inc Cl A	2.2
Amazon.com Inc	2.1
OVERNIGHT DEPOSITS	1.6
Total allocation in top holdings	39.2

Portfolio characteristics	
Standard deviation	9.06%
Dividend yield	1.45%
Yield to maturity	-
Duration (years)	-
Coupon	-
Average credit rating	-
Average market cap (million)	\$1,130,749.3

Net assets (million)
\$57.0

Price
\$35.33

Number of holdings
3354

Minimum initial investment
\$500

Fund codes
FEL – CLGT079E
DSC^ – CLGT079F
LSC – CLGT079H

Understanding returns

Annual compound returns (%)

1 MO	3 MO	YTD	1 YR	3 YR	5 YR	10 YR	INCEPTION
-1.55	-0.24	8.93	8.93	13.74	7.67	6.43	8.08

Calendar year returns (%)

2025	2024	2023	2022	2021	2020	2019	2018
8.93	20.19	12.38	-13.65	13.89	8.87	12.02	-5.23

Range of returns over five years (November 01, 2009 - December 31, 2025)

Best return	Best period end date	Worst return	Worst period end date	Average Return	% of periods with positive returns	Number of positive periods	Number of negative periods
14.29%	May 2017	0.62%	March 2020	7.92%	100.00%	135	0

Contact information

Customer service centre

Toll free:
1-877-566-5433

Corporate website:
londonlife.com

LON Global Equity Profile 75/100

December 31, 2025

*For Partner series and Preferred partner series an advisory and management services (AMS) fee, of between 0.50% and 1.25%, is negotiated between you and your advisor. The MER doesn't include this fee.

^Deferred Sales Charge (DSC) purchase option is not available for new contributions given regulatory bans that came into effect June 1, 2023. For certain policies where DSC is the only sales charge option available, new contributions may be accepted. Additional disclosure may be required.

†Soft capped - Contributions are no longer accepted to new investors., ‡Hard capped - Contributions are no longer accepted.

Distribution of the chart, history standard and short-term reports are not permitted without including the fund profile long-term report. Important information about London Life's segregated funds is found in the information folder, available from a Freedom 55 Financial representative. **Any amount that is allocated to a segregated fund is invested at the risk of the policyholder and may increase or decrease in value.** Reports produced using this web site are for information purposes only. London Life, Quadrus Investment Services Ltd., and their affiliates, representatives, and third party content providers do not warrant the accuracy, completeness, or timeliness of this website or any content, and shall not be responsible for investment decisions, damages, or other losses resulting from the use of this website or its content. The only true report on unit values is the periodic statement prepared and sent by London Life or Quadrus Investment Services Ltd. The indicated rates of return are annual compounded returns as of the date indicated and include changes in unit value and reinvestment of all distributions. The investment management fee has been deducted. Funds are available through a segregated funds policy issued by London Life. London Life and design are trademarks of London Life Insurance Company.

Financial information provided by Fundata Canada Inc.

©Fundata Canada Inc. All rights reserved.

