

LON Fidelity Tactical Asset Allocation Income 100/100 (PS1)



December 31, 2025

Canada Life segregated funds policy originally with London Life

A blended balanced fund that focuses on income with the potential for long-term growth.

Is this fund right for you?

- You want your investment to boost your income returns.
- You want to invest in global markets that also provide a regular source of income.
- You're comfortable with a low to moderate level of risk.

RISK RATING



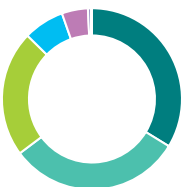
Fund category
Global Fixed Income Balanced

Inception date
May 14, 2012

Management expense ratio (MER)*
2.93%
(December 31, 2024)

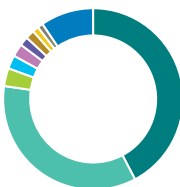
Fund management
Fidelity Investments Canada ULC

How is the fund invested? (as of September 30, 2025)



Asset allocation (%)

Canadian Equity	33.7
US Equity	31.1
International Equity	22.5
Domestic Bonds	7.3
Cash and Equivalents	4.7
Foreign Bonds	0.5
Income Trust Units	0.1
Other	0.1



Geographic allocation (%)

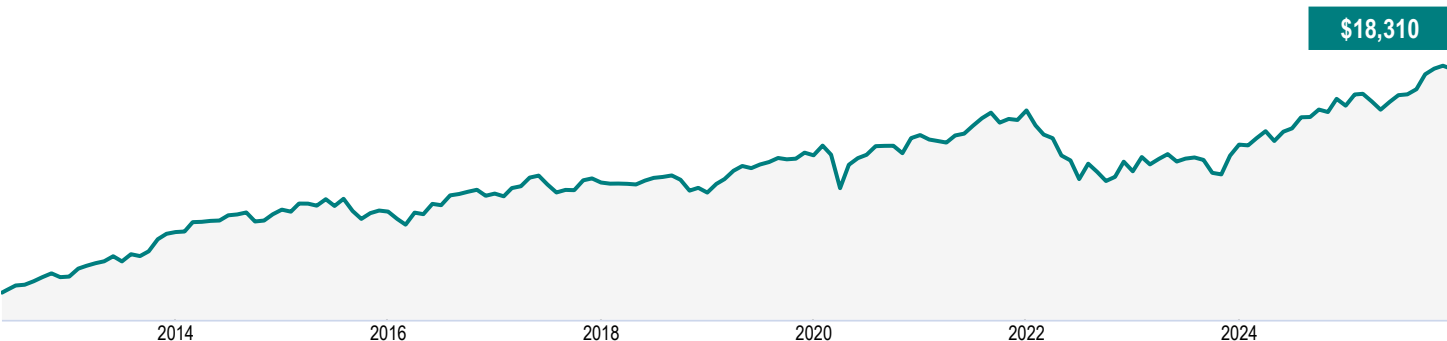
Canada	42.3
United States	35.0
United Kingdom	3.2
Japan	2.4
China	2.3
Taiwan	1.6
France	1.6
Germany	1.1
India	1.0
Other	9.5



Sector allocation (%)

Technology	19.7
Financial Services	18.5
Fixed Income	7.8
Basic Materials	7.7
Consumer Services	6.6
Energy	6.1
Industrial Goods	5.9
Cash and Cash Equivalent	4.7
Mutual Fund	4.2
Other	18.8

Growth of \$10,000 (since inception)



LON Fidelity Tactical Asset Allocation Income 100/100 (PS1)

December 31, 2025

Fund details (as of September 30, 2025)

Top holdings	%
Insight CN MA Base -Ser O	4.2
Royal Bank of Canada	2.6
NVIDIA Corp	2.3
Shopify Inc Cl A	2.2
Gold Bullion	1.7
Agnico Eagle Mines Ltd	1.7
Toronto-Dominion Bank	1.6
Alphabet Inc Cl A	1.5
Microsoft Corp	1.5
Amazon.com Inc	1.5
Total allocation in top holdings	20.8

Portfolio characteristics	
Standard deviation	6.32%
Dividend yield	1.61%
Yield to maturity	3.67%
Duration (years)	9.24
Coupon	3.49%
Average credit rating	AA-
Average market cap (million)	\$779,269.2

Net assets (million)
\$99.8

Price
\$18.31

Number of holdings
4373

Minimum initial investment
\$100,000

Fund codes
FEL – CLGV055I
DSC^ – CLGV055J
LSC – CLGV055L

Understanding returns

Annual compound returns (%)

1 MO	3 MO	YTD	1 YR	3 YR	5 YR	10 YR	INCEPTION
-0.67	1.08	8.03	8.03	8.06	2.92	3.48	4.54

Calendar year returns (%)

2025	2024	2023	2022	2021	2020	2019	2018
8.03	9.34	6.83	-13.49	5.77	4.98	10.10	-2.65

Range of returns over five years (June 01, 2012 - December 31, 2025)

Best return	Best period end date	Worst return	Worst period end date	Average Return	% of periods with positive returns	Number of positive periods	Number of negative periods
7.28%	May 2017	0.18%	Oct. 2022	2.96%	100.00%	104	0

Contact information

Customer service centre

Toll free:
1-877-566-5433

Corporate website:
londonlife.com

LON Fidelity Tactical Asset Allocation Income 100/100 (PS1)

December 31, 2025

*For Partner series and Preferred partner series an advisory and management services (AMS) fee, of between 0.50% and 1.25%, is negotiated between you and your advisor. The MER doesn't include this fee.

^Deferred Sales Charge (DSC) purchase option is not available for new contributions given regulatory bans that came into effect June 1, 2023. For certain policies where DSC is the only sales charge option available, new contributions may be accepted. Additional disclosure may be required.

†Soft capped - Contributions are no longer accepted to new investors., ‡Hard capped - Contributions are no longer accepted.

Distribution of the chart, history standard and short-term reports are not permitted without including the fund profile long-term report. Important information about London Life's segregated funds is found in the information folder, available from a Freedom 55 Financial representative. **Any amount that is allocated to a segregated fund is invested at the risk of the policyholder and may increase or decrease in value.** Reports produced using this web site are for information purposes only. London Life, Quadrus Investment Services Ltd., and their affiliates, representatives, and third party content providers do not warrant the accuracy, completeness, or timeliness of this website or any content, and shall not be responsible for investment decisions, damages, or other losses resulting from the use of this website or its content. The only true report on unit values is the periodic statement prepared and sent by London Life or Quadrus Investment Services Ltd. The indicated rates of return are annual compounded returns as of the date indicated and include changes in unit value and reinvestment of all distributions. The investment management fee has been deducted. Funds are available through a segregated funds policy issued by London Life. London Life and design are trademarks of London Life Insurance Company.

Financial information provided by Fundata Canada Inc.

©Fundata Canada Inc. All rights reserved.

