

LON Global Resources 100/100 (PS1)

December 31, 2025

Canada Life segregated funds policy originally with London Life

A growth-style fund seeking long-term growth in the Canadian resource sector.

Is this fund right for you?

- You want your money to grow over a longer term.
- You want to invest in the securities of Canadian oil, gas and natural resource companies that offer above-average prospects for growth with slightly higher volatility.
- You're comfortable with a high level of risk.

RISK RATING



Fund category

Natural Resources Equity

Inception date

May 14, 2012

Management

expense ratio (MER)*

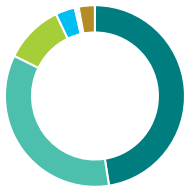
3.25%

(December 31, 2024)

Fund management

Mackenzie Investments

How is the fund invested? (as of October 31, 2025)



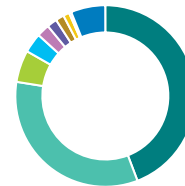
Asset allocation (%)

Canadian Equity	47.5
International Equity	34.8
US Equity	10.6
Cash and Equivalents	3.5
Income Trust Units	0.4
Domestic Bonds	0.3
Other	2.9



Geographic allocation (%)

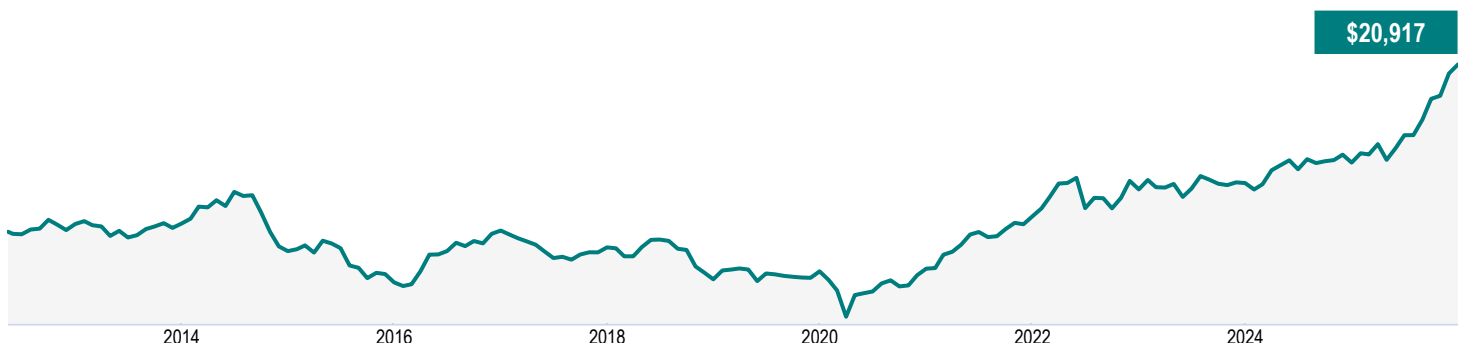
Canada	51.3
United Kingdom	11.3
United States	10.6
France	5.9
Brazil	5.4
Multi-National	3.1
Germany	2.4
Australia	1.7
Ireland	1.4
Other	6.9



Sector allocation (%)

Basic Materials	44.2
Energy	33.3
Industrial Goods	5.7
Cash and Cash Equivalent	3.5
Mutual Fund	2.3
Real Estate	1.8
Utilities	1.5
Exchange Traded Fund	1.1
Technology	0.4
Other	6.2

Growth of \$10,000 (since inception)



LON Global Resources 100/100 (PS1)

December 31, 2025

Fund details (as of October 31, 2025)

Top holdings	%
Barrick Mining Corp	4.2
Cash and Cash Equivalents	3.5
Shell PLC - ADR	3.3
TotalEnergies SE - ADR	3.2
Endeavour Mining PLC	3.1
Tourmaline Oil Corp	2.5
Advantage Energy Ltd	2.4
Cenovus Energy Inc	2.4
Mackenzie Global Energy Opportunities Long/Short Fund	2.3
Alcoa Corp	2.2
Total allocation in top holdings	29.1

Portfolio characteristics	
Standard deviation	13.31%
Dividend yield	2.51%
Yield to maturity	-
Duration (years)	-
Coupon	-
Average credit rating	-
Average market cap (million)	\$43,463.2

Net assets (million)
\$272.2

Price
\$20.92

Number of holdings
169

Minimum initial investment
\$100,000

Fund codes
FEL – CLGV095I
DSC^ – CLGV095J
LSC – CLGV095L

Understanding returns

Annual compound returns (%)

1 MO	3 MO	YTD	1 YR	3 YR	5 YR	10 YR	INCEPTION
2.91	12.01	44.14	44.14	17.90	22.48	12.07	5.56

Calendar year returns (%)

2025	2024	2023	2022	2021	2020	2019	2018
44.14	10.11	3.26	15.92	45.08	2.35	7.54	-23.22

Range of returns over five years (June 01, 2012 - December 31, 2025)

Best return	Best period end date	Worst return	Worst period end date	Average Return	% of periods with positive returns	Number of positive periods	Number of negative periods
28.68%	March 2025	-12.41%	March 2020	4.14%	58.65%	61	43

Contact information

Customer service centre

Toll free:
1-877-566-5433

Corporate website:
londonlife.com

LON Global Resources 100/100 (PS1)

December 31, 2025

*For Partner series and Preferred partner series an advisory and management services (AMS) fee, of between 0.50% and 1.25%, is negotiated between you and your advisor. The MER doesn't include this fee.

^Deferred Sales Charge (DSC) purchase option is not available for new contributions given regulatory bans that came into effect June 1, 2023. For certain policies where DSC is the only sales charge option available, new contributions may be accepted. Additional disclosure may be required.

†Soft capped - Contributions are no longer accepted to new investors., ‡Hard capped - Contributions are no longer accepted.

Distribution of the chart, history standard and short-term reports are not permitted without including the fund profile long-term report. Important information about London Life's segregated funds is found in the information folder, available from a Freedom 55 Financial representative. **Any amount that is allocated to a segregated fund is invested at the risk of the policyholder and may increase or decrease in value.** Reports produced using this web site are for information purposes only. London Life, Quadrus Investment Services Ltd., and their affiliates, representatives, and third party content providers do not warrant the accuracy, completeness, or timeliness of this website or any content, and shall not be responsible for investment decisions, damages, or other losses resulting from the use of this website or its content. The only true report on unit values is the periodic statement prepared and sent by London Life or Quadrus Investment Services Ltd. The indicated rates of return are annual compounded returns as of the date indicated and include changes in unit value and reinvestment of all distributions. The investment management fee has been deducted. Funds are available through a segregated funds policy issued by London Life. London Life and design are trademarks of London Life Insurance Company.

Financial information provided by Fundata Canada Inc.

©Fundata Canada Inc. All rights reserved.

