

LON Core Conservative Growth 75/100



March 31, 2026

Canada Life segregated funds policy originally with London Life

A fund that seeks to provide interest income with the potential for long-term growth.

Is this fund right for you?

- You want to protect your money from inflation while also protecting it from large swings in the market.
- You want to invest mainly in Canadian fixed-income funds of London Life with a smaller portion in its Canadian and foreign equity funds (30 per cent).
- You're comfortable with a low to moderate level of risk.



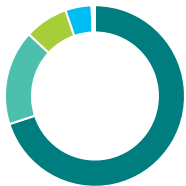
Fund category
Canadian Fixed Income Balanced

Inception date
October 05, 2009

Management expense ratio (MER)*
2.50%
(December 31, 2024)

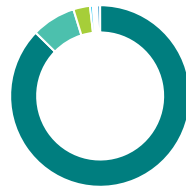
Fund management
Portfolio Solutions Group

How is the fund invested? (as of March 31, 2026)



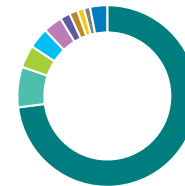
Asset allocation (%)

Domestic Bonds	70.0
Canadian Equity	16.9
US Equity	7.8
International Equity	4.7
Income Trust Units	0.3
Cash and Equivalents	0.2
Other	0.1



Geographic allocation (%)

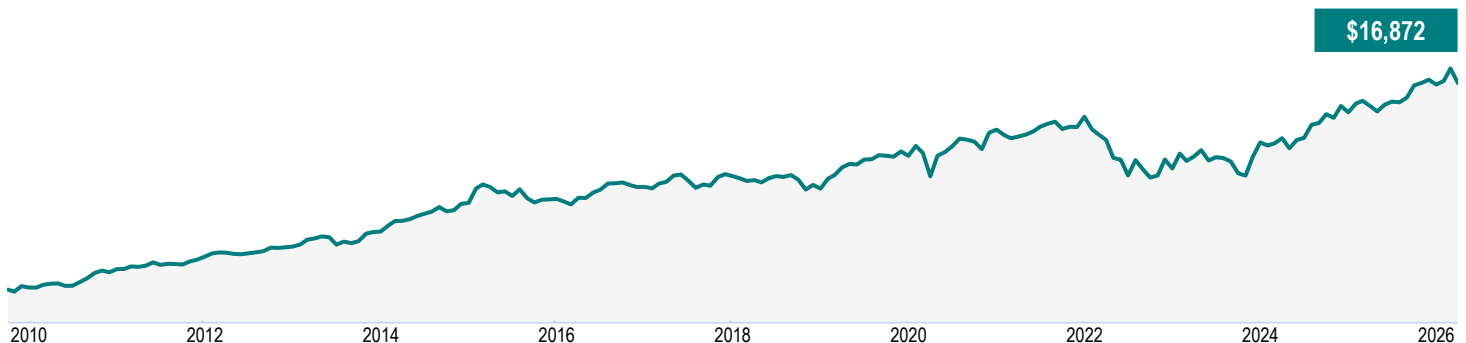
Canada	87.3
United States	7.9
Multi-National	3.0
Ireland	0.5
United Kingdom	0.2
Bermuda	0.2
France	0.2
Germany	0.1
Denmark	0.1
Other	0.5



Sector allocation (%)

Mutual Fund	73.0
Financial Services	7.2
Technology	4.0
Energy	3.7
Basic Materials	3.4
Consumer Services	1.8
Industrial Services	1.5
Industrial Goods	1.2
Healthcare	1.1
Other	3.1

Growth of \$10,000 (since inception)



LON Core Conservative Growth 75/100

March 31, 2026

Fund details (as of March 31, 2026)

Top holdings	%
Canadian Core Fixed Income	70.0
London Life International Equity (Put)	3.0
Royal Bank of Canada	0.7
Enbridge Inc	0.5
Toronto-Dominion Bank	0.5
Agnico Eagle Mines Ltd	0.5
Canadian Natural Resources Ltd	0.4
Apple Inc	0.4
Royal Bank of Canada	0.4
Manulife Financial Corp	0.4
Total allocation in top holdings	76.8

Portfolio characteristics	
Standard deviation	5.97%
Dividend yield	2.12%
Yield to maturity	-
Duration (years)	-
Coupon	-
Average credit rating	-
Average market cap (million)	\$524,032.8

Net assets (million)

\$56.4

Price

\$16.87

Number of holdings

886

Minimum initial investment

\$500

Fund codes

FEL – CLGT016E

DSC^A – CLGT016F

LSC – CLGT016H

Understanding returns

Annual compound returns (%)

1 MO	3 MO	YTD	1 YR	3 YR	5 YR	10 YR	INCEPTION
-2.81	0.29	0.29	4.71	5.34	2.26	2.60	3.22

Calendar year returns (%)

2025	2024	2023	2022	2021	2020	2019	2018
5.80	6.72	6.18	-10.92	2.81	6.02	8.19	-3.05

Range of returns over five years (November 01, 2009 - March 31, 2026)

Best return	Best period end date	Worst return	Worst period end date	Average Return	% of periods with positive returns	Number of positive periods	Number of negative periods
5.85%	Feb. 2015	0.08%	Oct. 2022	2.74%	100.00%	138	0

Contact information

Customer service centre

Toll free:
1-877-566-5433

Corporate website:
londonlife.com

LON Core Conservative Growth 75/100

March 31, 2026

Commentary and opinions are provided by Portfolio Solutions Group.

*For Partner series and Preferred partner series an advisory and management services (AMS) fee, of between 0.50% and 1.25%, is negotiated between you and your advisor. The MER doesn't include this fee.

^Deferred Sales Charge (DSC) purchase option is not available for new contributions given regulatory bans that came into effect June 1, 2023. For certain policies where DSC is the only sales charge option available, new contributions may be accepted. Additional disclosure may be required.

†Soft capped - Contributions are no longer accepted to new investors., ‡Hard capped - Contributions are no longer accepted.

Distribution of the chart, history standard and short-term reports are not permitted without including the fund profile long-term report. Important information about London Life's segregated funds is found in the information folder, available from a Freedom 55 Financial representative. **Any amount that is allocated to a segregated fund is invested at the risk of the policyholder and may increase or decrease in value.** Reports produced using this web site are for information purposes only. London Life, Quadrus Investment Services Ltd., and their affiliates, representatives, and third party content providers do not warrant the accuracy, completeness, or timeliness of this website or any content, and shall not be responsible for investment decisions, damages, or other losses resulting from the use of this website or its content. The only true report on unit values is the periodic statement prepared and sent by London Life or Quadrus Investment Services Ltd. The indicated rates of return are annual compounded returns as of the date indicated and include changes in unit value and reinvestment of all distributions. The investment management fee has been deducted. Funds are available through a segregated funds policy issued by London Life. London Life and design are trademarks of London Life Insurance Company.

Financial information provided by Fundata Canada Inc.

©Fundata Canada Inc. All rights reserved.

