

LON Core Moderate Growth Plus 75/75

March 31, 2026

Canada Life segregated funds policy originally with London Life

A fund that aims to find balance between long-term growth and consistent income.

Is this fund right for you?

- You want investment income and you want your money to grow over time.
- You want to invest in a balance of Canadian fixed-income funds and Canadian and foreign equity funds by London Life.
- You're comfortable with a low to moderate level of risk.

RISK RATING



Fund category

Canadian Neutral Balanced

Inception date

October 05, 2009

Management

expense ratio (MER)*

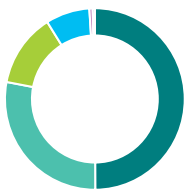
2.66%

(December 31, 2024)

Fund management

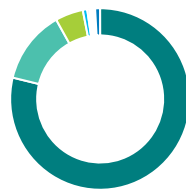
Portfolio Solutions Group

How is the fund invested? (as of March 31, 2026)



Asset allocation (%)

Domestic Bonds	50.0
Canadian Equity	28.1
US Equity	13.1
International Equity	7.9
Income Trust Units	0.6
Cash and Equivalents	0.4
Other	-0.1



Geographic allocation (%)

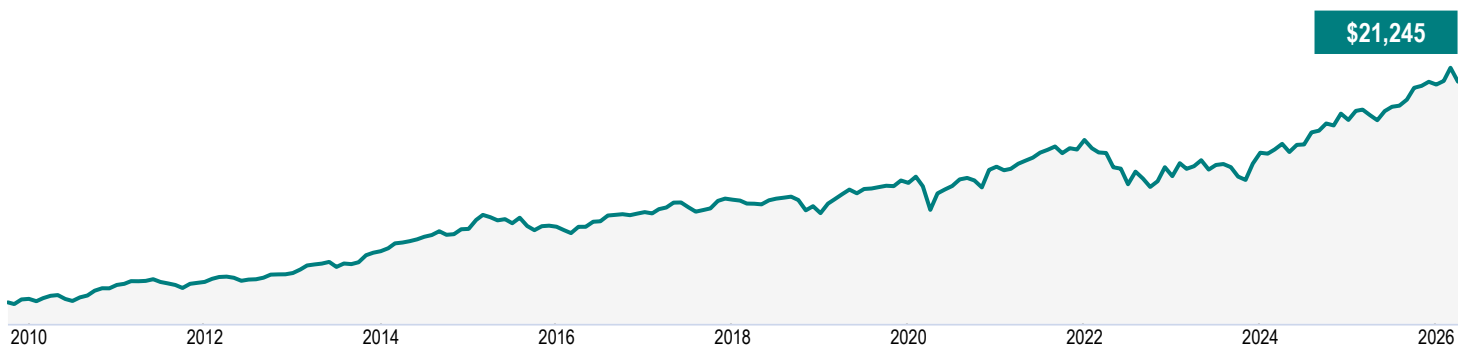
Canada	78.8
United States	13.1
Multi-National	5.0
Ireland	0.8
France	0.4
Bermuda	0.3
United Kingdom	0.3
Korea, Republic Of	0.2
Germany	0.2
Other	0.9



Sector allocation (%)

Mutual Fund	55.0
Financial Services	12.0
Technology	6.6
Energy	6.2
Basic Materials	5.6
Consumer Services	2.9
Industrial Services	2.5
Industrial Goods	2.0
Healthcare	1.8
Other	5.4

Growth of \$10,000 (since inception)



LON Core Moderate Growth Plus 75/75

March 31, 2026

Fund details (as of March 31, 2026)

Top holdings	%
Canadian Core Fixed Income	50.0
London Life International Equity (Put)	5.0
Royal Bank of Canada	1.2
Enbridge Inc	0.9
Toronto-Dominion Bank	0.8
Agnico Eagle Mines Ltd	0.8
Canadian Natural Resources Ltd	0.7
Apple Inc	0.7
Royal Bank of Canada	0.6
Manulife Financial Corp	0.6
Total allocation in top holdings	61.3

Portfolio characteristics	
Standard deviation	6.86%
Dividend yield	2.12%
Yield to maturity	-
Duration (years)	-
Coupon	-
Average credit rating	-
Average market cap (million)	\$524,032.7

Net assets (million)

\$41.0

Price

\$21.25

Number of holdings

886

Minimum initial investment

\$500

Fund codes

FEL – CLGT025A

DSC^ – CLGT025B

LSC – CLGT025D

Understanding returns

Annual compound returns (%)

1 MO	3 MO	YTD	1 YR	3 YR	5 YR	10 YR	INCEPTION
-3.23	0.70	0.70	8.74	7.84	4.48	4.37	4.68

Calendar year returns (%)

2025	2024	2023	2022	2021	2020	2019	2018
9.33	9.49	7.26	-10.08	8.04	5.13	10.59	-4.50

Range of returns over five years (November 01, 2009 - March 31, 2026)

Best return	Best period end date	Worst return	Worst period end date	Average Return	% of periods with positive returns	Number of positive periods	Number of negative periods
7.19%	Feb. 2015	0.52%	March 2020	4.14%	100.00%	138	0

Contact information

Customer service centre

Toll free:
1-877-566-5433

Corporate website:
londonlife.com

LON Core Moderate Growth Plus 75/75

March 31, 2026

Commentary and opinions are provided by Portfolio Solutions Group.

*For Partner series and Preferred partner series an advisory and management services (AMS) fee, of between 0.50% and 1.25%, is negotiated between you and your advisor. The MER doesn't include this fee.

^Deferred Sales Charge (DSC) purchase option is not available for new contributions given regulatory bans that came into effect June 1, 2023. For certain policies where DSC is the only sales charge option available, new contributions may be accepted. Additional disclosure may be required.

†Soft capped - Contributions are no longer accepted to new investors., ‡Hard capped - Contributions are no longer accepted.

Distribution of the chart, history standard and short-term reports are not permitted without including the fund profile long-term report. Important information about London Life's segregated funds is found in the information folder, available from a Freedom 55 Financial representative. **Any amount that is allocated to a segregated fund is invested at the risk of the policyholder and may increase or decrease in value.** Reports produced using this web site are for information purposes only. London Life, Quadrus Investment Services Ltd., and their affiliates, representatives, and third party content providers do not warrant the accuracy, completeness, or timeliness of this website or any content, and shall not be responsible for investment decisions, damages, or other losses resulting from the use of this website or its content. The only true report on unit values is the periodic statement prepared and sent by London Life or Quadrus Investment Services Ltd. The indicated rates of return are annual compounded returns as of the date indicated and include changes in unit value and reinvestment of all distributions. The investment management fee has been deducted. Funds are available through a segregated funds policy issued by London Life. London Life and design are trademarks of London Life Insurance Company.

Financial information provided by Fundata Canada Inc.

©Fundata Canada Inc. All rights reserved.

