

# LON Canadian Core Bond 75/75



April 30, 2026

Canada Life segregated funds policy originally with London Life

A Canadian fixed-income fund seeking to provide interest income and long-term growth.

## Is this fund right for you?

- You want to protect your money from inflation while also protecting it from large swings in the market.
- You want to invest primarily in federal and provincial government bonds as well as medium-to-high quality corporate debt securities.
- You're comfortable with a low level of risk.



**Fund category**  
Canadian Fixed Income

**Inception date**  
October 05, 2009

**Management expense ratio (MER)\***  
1.97%  
(December 31, 2024)

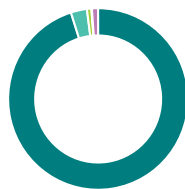
**Fund management**  
Mackenzie Investments

## How is the fund invested? (as of April 30, 2026)



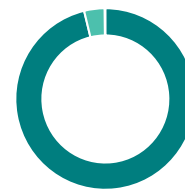
### Asset allocation (%)

Domestic Bonds	93.0
Cash and Equivalents	3.7
Foreign Bonds	3.2
Other	0.1



### Geographic allocation (%)

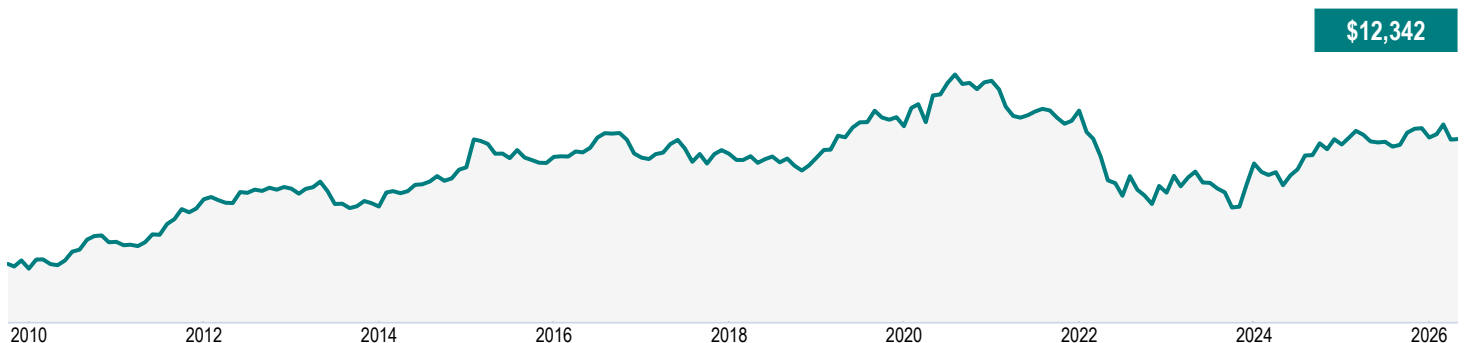
Canada	95.1
United States	2.9
Norway	0.8
France	0.1
Other	1.1



### Sector allocation (%)

Fixed Income	96.2
Cash and Cash Equivalent	3.7
Financial Services	0.1

## Growth of \$10,000 (since inception)



# LON Canadian Core Bond 75/75

April 30, 2026

## Fund details (as of April 30, 2026)

Top holdings	%
Canada Government 3.00% 01-Jun-2034	5.6
Ontario Province 3.95% 02-Dec-2035	3.8
Quebec Province 4.40% 01-Dec-2055	3.2
Canada Government 3.50% 01-Dec-2057	3.0
Province of Ontario 3.90% 01-Jun-2036	2.8
Canada Government 2.75% 01-Dec-2055	2.5
United States Treasury Inflation Index 1.13% 14-Oct-2030	2.0
Canada Government 3.25% 01-Jun-2035	1.8
British Clmbia Invst Mgmt Corp 4.00% 02-Jun-2035	1.7
Ontario Province 4.60% 02-Dec-2055	1.7
<b>Total allocation in top holdings</b>	<b>28.1</b>

Portfolio characteristics	
Standard deviation	5.08%
Dividend yield	-
Yield to maturity	3.98%
Duration (years)	7.74
Coupon	3.93%
Average credit rating	A+
Average market cap (million)	-

**Net assets (million)**  
\$472.3

**Price**  
\$12.34

**Number of holdings**  
1389

**Minimum initial investment**  
\$500

**Fund codes**  
FEL – CLGT024A  
DSC^ – CLGT024B  
LSC – CLGT024D

## Understanding returns

### Annual compound returns (%)

1 MO	3 MO	YTD	1 YR	3 YR	5 YR	10 YR	INCEPTION
<b>0.09</b>	<b>-0.73</b>	<b>-0.23</b>	<b>0.36</b>	<b>1.70</b>	<b>-0.64</b>	<b>0.21</b>	<b>1.28</b>

### Calendar year returns (%)

2025	2024	2023	2022	2021	2020	2019	2018
<b>1.06</b>	<b>3.00</b>	<b>4.83</b>	<b>-11.95</b>	<b>-4.16</b>	<b>6.77</b>	<b>4.93</b>	<b>-0.62</b>

## Range of returns over five years (November 01, 2009 - April 30, 2026)

Best return	Best period end date	Worst return	Worst period end date	Average Return	% of periods with positive returns	Number of positive periods	Number of negative periods
<b>4.15%</b>	<b>March 2015</b>	<b>-2.08%</b>	<b>July 2025</b>	<b>0.84%</b>	<b>64.03%</b>	<b>89</b>	<b>50</b>

### Contact information

**Customer service centre**

Toll free:  
1-877-566-5433

Corporate website:  
londonlife.com

# LON Canadian Core Bond 75/75

April 30, 2026

*Commentary and opinions are provided by Mackenzie Investments.*

\*For Partner series and Preferred partner series an advisory and management services (AMS) fee, of between 0.50% and 1.25%, is negotiated between you and your advisor. The MER doesn't include this fee.

^Deferred Sales Charge (DSC) purchase option is not available for new contributions given regulatory bans that came into effect June 1, 2023. For certain policies where DSC is the only sales charge option available, new contributions may be accepted. Additional disclosure may be required.

†Soft capped - Contributions are no longer accepted to new investors., ‡Hard capped - Contributions are no longer accepted.

Distribution of the chart, history standard and short-term reports are not permitted without including the fund profile long-term report. Important information about London Life's segregated funds is found in the information folder, available from a Freedom 55 Financial representative. **Any amount that is allocated to a segregated fund is invested at the risk of the policyholder and may increase or decrease in value.** Reports produced using this web site are for information purposes only. London Life, Quadrus Investment Services Ltd., and their affiliates, representatives, and third party content providers do not warrant the accuracy, completeness, or timeliness of this website or any content, and shall not be responsible for investment decisions, damages, or other losses resulting from the use of this website or its content. The only true report on unit values is the periodic statement prepared and sent by London Life or Quadrus Investment Services Ltd. The indicated rates of return are annual compounded returns as of the date indicated and include changes in unit value and reinvestment of all distributions. The investment management fee has been deducted. Funds are available through a segregated funds policy issued by London Life. London Life and design are trademarks of London Life Insurance Company.

Financial information provided by Fundata Canada Inc.

©Fundata Canada Inc. All rights reserved.

