

LON Precious Metals 75/100 (PS1)

April 30, 2026

Canada Life segregated funds policy originally with London Life

A growth-style Canadian equity fund investing in precious metals and minerals.

Is this fund right for you?

- You want your money to grow over a longer term.
- You want to invest in equities or other securities by companies engaged in the precious metals or precious mineral business.
- You're comfortable with a high level of risk.

RISK RATING



Fund category

Precious Metals Equity

Inception date

May 14, 2012

Management

expense ratio (MER)*

3.02%

(December 31, 2024)

Fund management

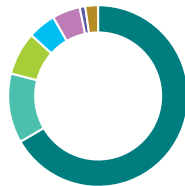
Mackenzie Investments

How is the fund invested? (as of February 28, 2026)



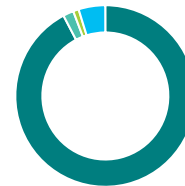
Asset allocation (%)

Canadian Equity	64.7
International Equity	25.1
US Equity	5.0
Cash and Equivalents	1.9
Other	3.3



Geographic allocation (%)

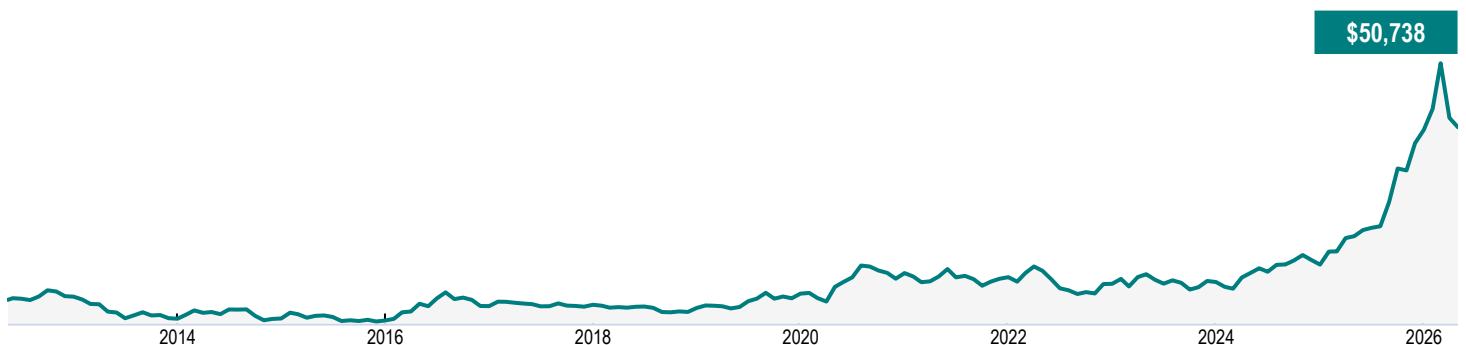
Canada	66.6
Australia	12.4
United Kingdom	7.7
South Africa	5.0
United States	5.0
Multi-National	1.0
Other	2.3



Sector allocation (%)

Basic Materials	92.3
Cash and Cash Equivalent	1.9
Exchange Traded Fund	1.0
Other	4.8

Growth of \$10,000 (since inception)



LON Precious Metals 75/100 (PS1)

April 30, 2026

Fund details (as of February 28, 2026)

Top holdings	%
Agnico Eagle Mines Ltd	8.8
Barrick Mining Corp	8.7
Gold Fields Ltd - ADR	5.0
Anglogold Ashanti PLC	4.4
Discovery Silver Corp	3.7
Eldorado Gold Corp	3.6
OceanaGold Corp	3.2
Alamos Gold Inc CIA	3.0
G Mining Ventures Corp	2.9
Royal Gold Inc	2.8
Total allocation in top holdings	46.1

Portfolio characteristics	
Standard deviation	34.76%
Dividend yield	1.02%
Yield to maturity	-
Duration (years)	-
Coupon	-
Average credit rating	-
Average market cap (million)	\$46,037.9

Net assets (million)
\$363.2

Price
\$50.74

Number of holdings
136

Minimum initial investment
\$500

Fund codes
FEL – CLGV075E
DSC^ – CLGV075F
LSC – CLGV075H

Understanding returns

Annual compound returns (%)

1 MO	3 MO	YTD	1 YR	3 YR	5 YR	10 YR	INCEPTION
-4.20	-7.93	1.21	102.80	46.79	26.77	18.80	12.34

Calendar year returns (%)

2025	2024	2023	2022	2021	2020	2019	2018
173.85	28.91	3.08	-10.23	-5.95	42.32	42.00	-8.52

Range of returns over five years (June 01, 2012 - April 30, 2026)

Best return	Best period end date	Worst return	Worst period end date	Average Return	% of periods with positive returns	Number of positive periods	Number of negative periods
36.00%	Feb. 2026	-6.76%	Sept. 2017	11.12%	89.81%	97	11

Contact information

Customer service centre

Toll free:
1-877-566-5433

Corporate website:
londonlife.com

LON Precious Metals 75/100 (PS1)

April 30, 2026

Commentary and opinions are provided by Mackenzie Investments.

*For Partner series and Preferred partner series an advisory and management services (AMS) fee, of between 0.50% and 1.25%, is negotiated between you and your advisor. The MER doesn't include this fee.

^Deferred Sales Charge (DSC) purchase option is not available for new contributions given regulatory bans that came into effect June 1, 2023. For certain policies where DSC is the only sales charge option available, new contributions may be accepted. Additional disclosure may be required.

†Soft capped - Contributions are no longer accepted to new investors., ‡Hard capped - Contributions are no longer accepted.

Distribution of the chart, history standard and short-term reports are not permitted without including the fund profile long-term report. Important information about London Life's segregated funds is found in the information folder, available from a Freedom 55 Financial representative. **Any amount that is allocated to a segregated fund is invested at the risk of the policyholder and may increase or decrease in value.** Reports produced using this web site are for information purposes only. London Life, Quadrus Investment Services Ltd., and their affiliates, representatives, and third party content providers do not warrant the accuracy, completeness, or timeliness of this website or any content, and shall not be responsible for investment decisions, damages, or other losses resulting from the use of this website or its content. The only true report on unit values is the periodic statement prepared and sent by London Life or Quadrus Investment Services Ltd. The indicated rates of return are annual compounded returns as of the date indicated and include changes in unit value and reinvestment of all distributions. The investment management fee has been deducted. Funds are available through a segregated funds policy issued by London Life. London Life and design are trademarks of London Life Insurance Company.

Financial information provided by Fundata Canada Inc.

©Fundata Canada Inc. All rights reserved.

