

LON Canadian Value Balanced 75/100 (PS1)

April 30, 2026

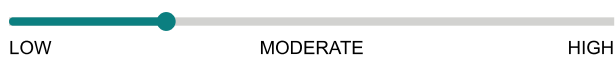
Canada Life segregated funds policy originally with London Life

A value-based, equity balanced fund that seeks to maximize returns through capital appreciation and investment income.

Is this fund right for you?

- You're looking to preserve your investment while still allowing it to grow.
- You want to invest in a mix of Canadian and U.S. stocks, Canadian bonds and short-term securities.
- You're comfortable with a low to moderate level of risk.

RISK RATING



Fund category

Canadian Equity Balanced

Inception date

May 14, 2012

Management

expense ratio (MER)*

2.53%

(December 31, 2024)

Fund management

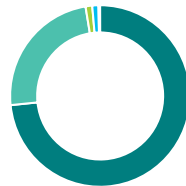
Beutel, Goodman & Company Ltd.

How is the fund invested? (as of April 30, 2026)



Asset allocation (%)

Canadian Equity	37.6
Domestic Bonds	30.9
US Equity	24.0
Cash and Equivalents	3.9
International Equity	2.3
Income Trust Units	1.1
Foreign Bonds	0.3
Other	-0.1



Geographic allocation (%)

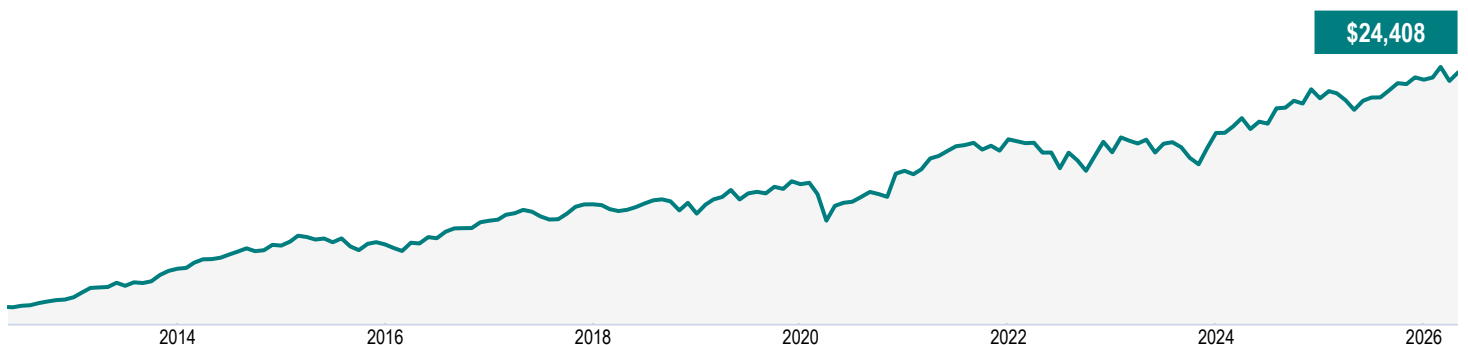
Canada	73.4
United States	24.0
Switzerland	1.2
Ireland	1.1
France	0.2
Other	0.1



Sector allocation (%)

Fixed Income	31.1
Financial Services	18.0
Consumer Services	8.7
Technology	6.5
Industrial Services	6.0
Healthcare	4.9
Telecommunications	4.2
Basic Materials	3.9
Cash and Cash Equivalent	3.9
Other	12.8

Growth of \$10,000 (since inception)



LON Canadian Value Balanced 75/100 (PS1)

April 30, 2026

Fund details (as of April 30, 2026)

Top holdings	%
Toronto-Dominion Bank	2.9
Royal Bank of Canada	2.4
Bank of Montreal	1.8
Alimentation Couche-Tard Inc	1.6
Restaurant Brands International Inc	1.6
Qualcomm Inc	1.6
Manulife Financial Corp	1.6
Canadian Pacific Kansas City Ltd	1.5
eBay Inc	1.4
NetApp Inc	1.4
Total allocation in top holdings	17.8

Portfolio characteristics	
Standard deviation	8.39%
Dividend yield	2.26%
Yield to maturity	3.97%
Duration (years)	7.62
Coupon	4.17%
Average credit rating	AA-
Average market cap (million)	\$103,033.9

Net assets (million)
\$1,272.1

Price
\$24.41

Number of holdings
257

Minimum initial investment
\$500

Fund codes
FEL – CLGV056E
DSC[^] – CLGV056F
LSC – CLGV056H

Understanding returns

Annual compound returns (%)

1 MO	3 MO	YTD	1 YR	3 YR	5 YR	10 YR	INCEPTION
2.18	1.28	1.84	10.37	6.37	4.83	5.79	6.60

Calendar year returns (%)

2025	2024	2023	2022	2021	2020	2019	2018
5.02	10.29	6.08	-3.92	10.54	4.68	11.49	-3.51

Range of returns over five years (June 01, 2012 - April 30, 2026)

Best return	Best period end date	Worst return	Worst period end date	Average Return	% of periods with positive returns	Number of positive periods	Number of negative periods
9.69%	May 2017	1.37%	March 2020	5.58%	100.00%	108	0

Contact information

Customer service centre

Toll free:
1-877-566-5433

Corporate website:
londonlife.com

LON Canadian Value Balanced 75/100 (PS1)

April 30, 2026

Commentary and opinions are provided by Beutel, Goodman & Company Ltd..

*For Partner series and Preferred partner series an advisory and management services (AMS) fee, of between 0.50% and 1.25%, is negotiated between you and your advisor. The MER doesn't include this fee.

^Deferred Sales Charge (DSC) purchase option is not available for new contributions given regulatory bans that came into effect June 1, 2023. For certain policies where DSC is the only sales charge option available, new contributions may be accepted. Additional disclosure may be required.

†Soft capped - Contributions are no longer accepted to new investors., ‡Hard capped - Contributions are no longer accepted.

Distribution of the chart, history standard and short-term reports are not permitted without including the fund profile long-term report. Important information about London Life's segregated funds is found in the information folder, available from a Freedom 55 Financial representative. **Any amount that is allocated to a segregated fund is invested at the risk of the policyholder and may increase or decrease in value.** Reports produced using this web site are for information purposes only. London Life, Quadrus Investment Services Ltd., and their affiliates, representatives, and third party content providers do not warrant the accuracy, completeness, or timeliness of this website or any content, and shall not be responsible for investment decisions, damages, or other losses resulting from the use of this website or its content. The only true report on unit values is the periodic statement prepared and sent by London Life or Quadrus Investment Services Ltd. The indicated rates of return are annual compounded returns as of the date indicated and include changes in unit value and reinvestment of all distributions. The investment management fee has been deducted. Funds are available through a segregated funds policy issued by London Life. London Life and design are trademarks of London Life Insurance Company.

Financial information provided by Fundata Canada Inc.

©Fundata Canada Inc. All rights reserved.

