

LON Global Stock 75/100 (PS1)

March 31, 2026

Canada Life segregated funds policy originally with London Life

A blend of growth and value equities that aims to provide strong long-term growth.

Is this fund right for you?

- You want your money to grow over a longer term.
- You want to invest in large- and mid-sized companies from around the world.
- You're comfortable with a moderate level of risk.

RISK RATING



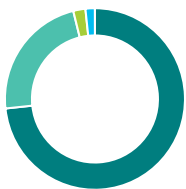
Fund category
Global Equity

Inception date
May 14, 2012

Management expense ratio (MER)*
2.74%
(December 31, 2024)

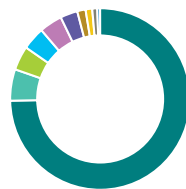
Fund management
Putnam Investments

How is the fund invested? (as of March 31, 2026)



Asset allocation (%)

US Equity	73.7
International Equity	22.9
Foreign Bonds	2.2
Canadian Equity	1.7
Cash and Equivalents	-0.5



Geographic allocation (%)

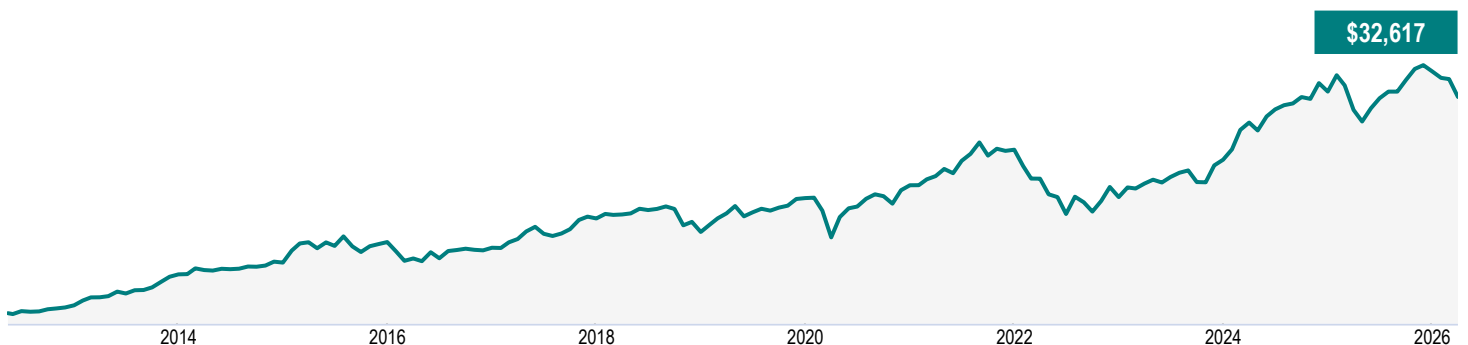
United States	74.7
France	5.6
Japan	4.3
United Kingdom	4.1
Ireland	4.1
Netherlands	3.1
Taiwan	1.5
Canada	1.2
Switzerland	0.9
Other	0.5



Sector allocation (%)

Technology	33.4
Financial Services	15.4
Consumer Services	11.8
Healthcare	9.4
Industrial Goods	8.7
Consumer Goods	5.2
Utilities	3.2
Energy	2.8
Real Estate	2.5
Other	7.6

Growth of \$10,000 (since inception)



LON Global Stock 75/100 (PS1)

March 31, 2026

Fund details (as of March 31, 2026)

Top holdings	%
Apple Inc	6.4
NVIDIA Corp	6.0
Alphabet Inc Cl A	4.4
Amazon.com Inc	3.6
Microsoft Corp	3.3
Broadcom Inc	2.8
JPMorgan Chase & Co	2.5
Meta Platforms Inc Cl A	2.1
Eli Lilly and Co	1.9
Mastercard Inc Cl A	1.9
Total allocation in top holdings	34.9

Portfolio characteristics	
Standard deviation	12.18%
Dividend yield	1.21%
Yield to maturity	-
Duration (years)	-
Coupon	-
Average credit rating	-
Average market cap (million)	\$1,508,864.0

Net assets (million)
\$62.5

Price
\$32.62

Number of holdings
76

Minimum initial investment
\$500

Fund codes
FEL – CLGV081E
DSC^ – CLGV081F
LSC – CLGV081H

Understanding returns

Annual compound returns (%)

1 MO	3 MO	YTD	1 YR	3 YR	5 YR	10 YR	INCEPTION
-5.44	-7.58	-7.58	4.32	11.45	6.03	7.57	8.89

Calendar year returns (%)

2025	2024	2023	2022	2021	2020	2019	2018
6.35	27.36	17.65	-18.29	15.91	6.09	19.14	-7.09

Range of returns over five years (June 01, 2012 - March 31, 2026)

Best return	Best period end date	Worst return	Worst period end date	Average Return	% of periods with positive returns	Number of positive periods	Number of negative periods
13.95%	May 2017	0.58%	March 2020	7.54%	100.00%	107	0

Contact information

Customer service centre

Toll free:
1-877-566-5433

Corporate website:
londonlife.com

LON Global Stock 75/100 (PS1)

March 31, 2026

Commentary and opinions are provided by Putnam Investments.

*For Partner series and Preferred partner series an advisory and management services (AMS) fee, of between 0.50% and 1.25%, is negotiated between you and your advisor. The MER doesn't include this fee.

^Deferred Sales Charge (DSC) purchase option is not available for new contributions given regulatory bans that came into effect June 1, 2023. For certain policies where DSC is the only sales charge option available, new contributions may be accepted. Additional disclosure may be required.

†Soft capped - Contributions are no longer accepted to new investors., ‡Hard capped - Contributions are no longer accepted.

Distribution of the chart, history standard and short-term reports are not permitted without including the fund profile long-term report. Important information about London Life's segregated funds is found in the information folder, available from a Freedom 55 Financial representative. **Any amount that is allocated to a segregated fund is invested at the risk of the policyholder and may increase or decrease in value.** Reports produced using this web site are for information purposes only. London Life, Quadrus Investment Services Ltd., and their affiliates, representatives, and third party content providers do not warrant the accuracy, completeness, or timeliness of this website or any content, and shall not be responsible for investment decisions, damages, or other losses resulting from the use of this website or its content. The only true report on unit values is the periodic statement prepared and sent by London Life or Quadrus Investment Services Ltd. The indicated rates of return are annual compounded returns as of the date indicated and include changes in unit value and reinvestment of all distributions. The investment management fee has been deducted. Funds are available through a segregated funds policy issued by London Life. London Life and design are trademarks of London Life Insurance Company.

Financial information provided by Fundata Canada Inc.

©Fundata Canada Inc. All rights reserved.

