

# LON Canadian Fixed Income Balanced II 75/75 (PP)‡



April 30, 2026

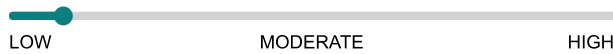
Canada Life segregated funds policy originally with London Life

A Canadian value fund that seeks to provide capital appreciation and income.

## Is this fund right for you?

- You want your investment to boost your income returns.
- You want to invest in Canadian government bonds and some corporate bonds.
- You're comfortable with a low to moderate level of risk.

RISK RATING



### Fund category

Canadian Fixed Income Balanced

### Inception date

July 09, 2018

### Management

expense ratio (MER)\*

-

### Fund management

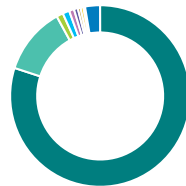
Mackenzie Investments

## How is the fund invested? (as of April 30, 2026)



### Asset allocation (%)

|                      |      |
|----------------------|------|
| Domestic Bonds       | 63.4 |
| Canadian Equity      | 14.8 |
| US Equity            | 9.5  |
| International Equity | 5.5  |
| Foreign Bonds        | 3.5  |
| Cash and Equivalents | 3.0  |
| Income Trust Units   | 0.4  |
| Other                | -0.1 |



### Geographic allocation (%)

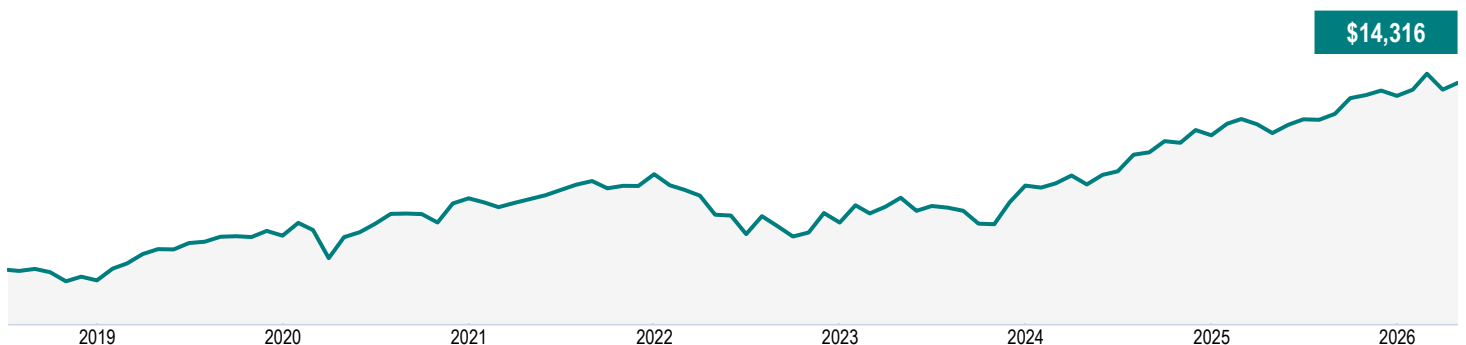
|                |      |
|----------------|------|
| Canada         | 80.0 |
| United States  | 12.0 |
| France         | 1.2  |
| United Kingdom | 1.2  |
| Norway         | 0.9  |
| Japan          | 0.7  |
| Germany        | 0.5  |
| Taiwan         | 0.5  |
| Ireland        | 0.3  |
| Other          | 2.7  |



### Sector allocation (%)

|                          |      |
|--------------------------|------|
| Fixed Income             | 66.8 |
| Financial Services       | 7.0  |
| Technology               | 4.8  |
| Energy                   | 3.9  |
| Basic Materials          | 3.1  |
| Cash and Cash Equivalent | 3.0  |
| Industrial Goods         | 2.0  |
| Industrial Services      | 1.9  |
| Consumer Services        | 1.9  |
| Other                    | 5.6  |

## Growth of \$10,000 (since inception)



# LON Canadian Fixed Income Balanced II 75/75 (PP)‡

April 30, 2026

## Fund details (as of April 30, 2026)

| Top holdings   | %           |
|--|-------------|
| Canada Government 3.25% 01-Jun-2035                      | 3.8         |
| Ontario Province 3.95% 02-Dec-2035                       | 3.0         |
| Canada Government 3.50% 01-Dec-2057                      | 2.2         |
| Canada Government 2.75% 01-Dec-2055                      | 1.9         |
| Province of Ontario 3.90% 01-Jun-2036                    | 1.8         |
| Canada Government 3.00% 01-Feb-2027                      | 1.7         |
| Quebec Province 4.00% 01-Sep-2035                        | 1.6         |
| United States Treasury Inflation Index 1.13% 14-Oct-2030 | 1.4         |
| OVERNIGHT DEPOSITS                                       | 1.3         |
| Royal Bank of Canada                                     | 1.3         |
| <b>Total allocation in top holdings</b>                  | <b>20.0</b> |

| Portfolio characteristics    |             |
|------------------------------|-------------|
| Standard deviation           | 5.88%       |
| Dividend yield               | 2.15%       |
| Yield to maturity            | 4.13%       |
| Duration (years)             | 7.86        |
| Coupon                       | 4.08%       |
| Average credit rating        | A+          |
| Average market cap (million) | \$803,884.2 |

Net assets (million)

-

Price  
\$14.32

Number of holdings  
568

Minimum initial  
investment  
\$500

Fund codes  
FEL – CLGW051A

## Understanding returns

### Annual compound returns (%)

| 1 MO | 3 MO | YTD  | 1 YR | 3 YR | 5 YR | 10 YR | INCEPTION |
|------|------|------|------|------|------|-------|-----------|
| 1.11 | 1.12 | 2.15 | 8.81 | 7.07 | 4.24 | -     | 4.70      |

### Calendar year returns (%)

| 2025 | 2024 | 2023 | 2022  | 2021 | 2020 | 2019  | 2018 |
|------|------|------|-------|------|------|-------|------|
| 6.94 | 9.71 | 7.69 | -9.14 | 4.78 | 7.99 | 10.56 | -    |

## Range of returns over five years (August 01, 2018 - April 30, 2026)

| Best return | Best period end date | Worst return | Worst period end date | Average Return | % of periods with positive returns | Number of positive periods | Number of negative periods |
|-------------|----------------------|--------------|-----------------------|----------------|------------------------------------|----------------------------|----------------------------|
| 5.40%       | March 2025           | 2.16%        | Sept. 2023            | 3.72%          | 100.00%                            | 34                         | 0                          |

## Contact information

### Customer service centre

Toll free:  
1-877-566-5433

Corporate website:  
londonlife.com

# LON Canadian Fixed Income Balanced II 75/75 (PP)<sup>‡</sup>

April 30, 2026

*Commentary and opinions are provided by Mackenzie Investments.*

\*For Partner series and Preferred partner series an advisory and management services (AMS) fee, of between 0.50% and 1.25%, is negotiated between you and your advisor. The MER doesn't include this fee.

^Deferred Sales Charge (DSC) purchase option is not available for new contributions given regulatory bans that came into effect June 1, 2023. For certain policies where DSC is the only sales charge option available, new contributions may be accepted. Additional disclosure may be required.

†Soft capped - Contributions are no longer accepted to new investors., ‡Hard capped - Contributions are no longer accepted.

Distribution of the chart, history standard and short-term reports are not permitted without including the fund profile long-term report. Important information about London Life's segregated funds is found in the information folder, available from a Freedom 55 Financial representative. **Any amount that is allocated to a segregated fund is invested at the risk of the policyholder and may increase or decrease in value.** Reports produced using this web site are for information purposes only. London Life, Quadrus Investment Services Ltd., and their affiliates, representatives, and third party content providers do not warrant the accuracy, completeness, or timeliness of this website or any content, and shall not be responsible for investment decisions, damages, or other losses resulting from the use of this website or its content. The only true report on unit values is the periodic statement prepared and sent by London Life or Quadrus Investment Services Ltd. The indicated rates of return are annual compounded returns as of the date indicated and include changes in unit value and reinvestment of all distributions. The investment management fee has been deducted. Funds are available through a segregated funds policy issued by London Life. London Life and design are trademarks of London Life Insurance Company.

Financial information provided by Fundata Canada Inc.

©Fundata Canada Inc. All rights reserved.

