

# LON Floating Rate Income 100/100 (PP)

April 30, 2026

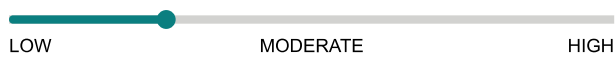
Canada Life segregated funds policy originally with London Life

A credit-driven, value-oriented income fund that can benefit from higher interest rates.

## Is this fund right for you?

- You want to protect your money from inflation while also protecting it from large swings in the market.
- You want to invest in floating-rate debt obligations and other floating-rate debt instruments from issuers located anywhere in the world.
- You're comfortable with a low to moderate level of risk.

RISK RATING



**Fund category**  
Floating Rate Loan

**Inception date**  
July 09, 2018

**Management expense ratio (MER)\***  
-

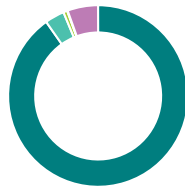
**Fund management**  
Mackenzie Investments

## How is the fund invested? (as of February 28, 2026)



Asset allocation (%)

Foreign Bonds	95.8
Domestic Bonds	2.1
Cash and Equivalents	1.7
Canadian Equity	0.5
Other	-0.1



Geographic allocation (%)

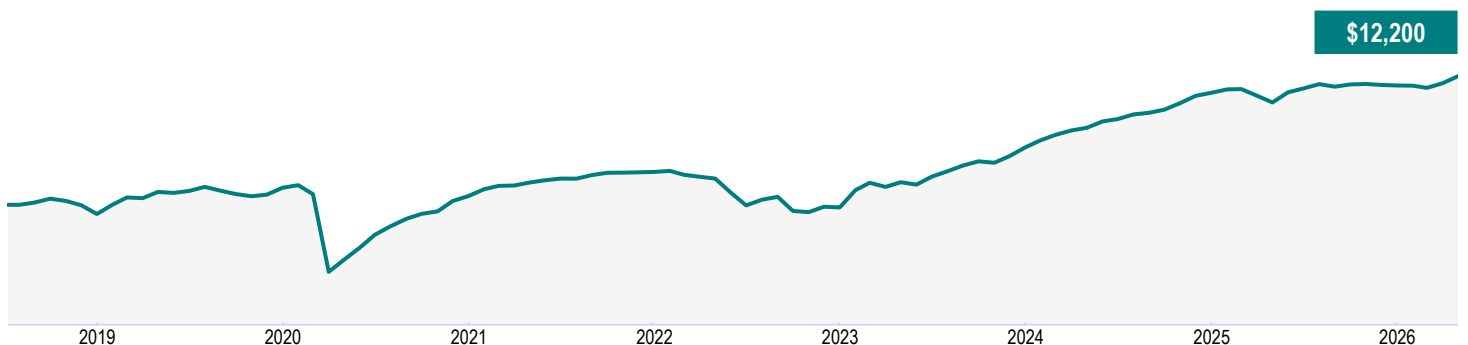
United States	90.2
Canada	3.5
Europe	0.7
France	0.1
Other	5.5



Sector allocation (%)

Fixed Income	97.8
Cash and Cash Equivalent	1.7
Utilities	0.3
Financial Services	0.2

## Growth of \$10,000 (since inception)



# LON Floating Rate Income 100/100 (PP)

April 30, 2026

## Fund details (as of February 28, 2026)

Top holdings	%
CAD Currency Forward	1.5
Sagard Credit Partners II LP	1.3
X Corp. Term Loan B1 1st Lien F/R 26-Oct-2029	1.2
Infobip Inc. Term Loan 1st Lien F/R 11-Jun-2029	1.2
Natgasoline LLC Term Loan B 1st Lien F/R 24-Mar-2030	1.0
Jane Street Group LLC Term Loan B 1st Lien Senior	1.0
Northleaf Private Credit II LP MI 15	1.0
DS Parent Inc. Term Loan B 1st Lien Sr F/R 16-Dec-2030	0.9
A-Gas FinCo Inc. Term Loan B 1st Lien Sr F/R 13-Dec-2029	0.9
Indy US Holdco LLC Term Loan B 1st Lien Senior F/R	0.9
<b>Total allocation in top holdings</b>	<b>10.9</b>

Portfolio characteristics	
Standard deviation	2.12%
Dividend yield	4.74%
Yield to maturity	-
Duration (years)	-
Coupon	-
Average credit rating	-
Average market cap (million)	\$60,262.2

Net assets (million)

-

Price  
\$12.20

Number of holdings  
336

Minimum initial  
investment  
\$500

Fund codes  
FEL – CLGW044I

## Understanding returns

### Annual compound returns (%)

1 MO	3 MO	YTD	1 YR	3 YR	5 YR	10 YR	INCEPTION
<b>0.99</b>	<b>1.35</b>	<b>1.31</b>	<b>3.82</b>	<b>5.51</b>	<b>3.28</b>	<b>-</b>	<b>2.58</b>

### Calendar year returns (%)

2025	2024	2023	2022	2021	2020	2019	2018
<b>1.05</b>	<b>8.50</b>	<b>10.34</b>	<b>-5.76</b>	<b>4.06</b>	<b>-1.37</b>	<b>4.56</b>	<b>-</b>

## Range of returns over five years (August 01, 2018 - April 30, 2026)

Best return	Best period end date	Worst return	Worst period end date	Average Return	% of periods with positive returns	Number of positive periods	Number of negative periods
<b>6.03%</b>	<b>March 2025</b>	<b>1.13%</b>	<b>July 2023</b>	<b>3.02%</b>	<b>100.00%</b>	<b>34</b>	<b>0</b>

## Contact information

### Customer service centre

Toll free:  
1-877-566-5433

Corporate website:  
londonlife.com

# LON Floating Rate Income 100/100 (PP)

April 30, 2026

*Commentary and opinions are provided by Mackenzie Investments.*

\*For Partner series and Preferred partner series an advisory and management services (AMS) fee, of between 0.50% and 1.25%, is negotiated between you and your advisor. The MER doesn't include this fee.

^Deferred Sales Charge (DSC) purchase option is not available for new contributions given regulatory bans that came into effect June 1, 2023. For certain policies where DSC is the only sales charge option available, new contributions may be accepted. Additional disclosure may be required.

†Soft capped - Contributions are no longer accepted to new investors., ‡Hard capped - Contributions are no longer accepted.

Distribution of the chart, history standard and short-term reports are not permitted without including the fund profile long-term report. Important information about London Life's segregated funds is found in the information folder, available from a Freedom 55 Financial representative. **Any amount that is allocated to a segregated fund is invested at the risk of the policyholder and may increase or decrease in value.** Reports produced using this web site are for information purposes only. London Life, Quadrus Investment Services Ltd., and their affiliates, representatives, and third party content providers do not warrant the accuracy, completeness, or timeliness of this website or any content, and shall not be responsible for investment decisions, damages, or other losses resulting from the use of this website or its content. The only true report on unit values is the periodic statement prepared and sent by London Life or Quadrus Investment Services Ltd. The indicated rates of return are annual compounded returns as of the date indicated and include changes in unit value and reinvestment of all distributions. The investment management fee has been deducted. Funds are available through a segregated funds policy issued by London Life. London Life and design are trademarks of London Life Insurance Company.

Financial information provided by Fundata Canada Inc.

©Fundata Canada Inc. All rights reserved.

