

# LON 2030 Profile 75/100 (PP)

March 31, 2026

Canada Life segregated funds policy originally with London Life

A fund aiming to provide a balance of long-term growth and current income through to its target date.

## Is this fund right for you?

- You want investment income and want your money to grow over time.
- You want to invest in equity and fixed-income funds by London Life. Over time, this profile fund will gradually increase its allocation of fixed-income fund units while reducing its allocation of equity fund units to provide the potential for stable growth
- You're comfortable with a low to moderate level of risk.


**Fund category**  
2030 Target Date Portfolio

**Inception date**  
July 09, 2018

**Management expense ratio (MER)\***  
-

**Fund management**  
Portfolio Solutions Group

RISK RATING

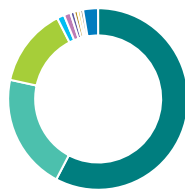


## How is the fund invested? (as of March 31, 2026)



Asset allocation (%)

Domestic Bonds	36.3
US Equity	20.5
International Equity	12.9
Canadian Equity	12.4
Foreign Bonds	7.4
Cash and Equivalents	1.2
Income Trust Units	0.3
Other	9.0



Geographic allocation (%)

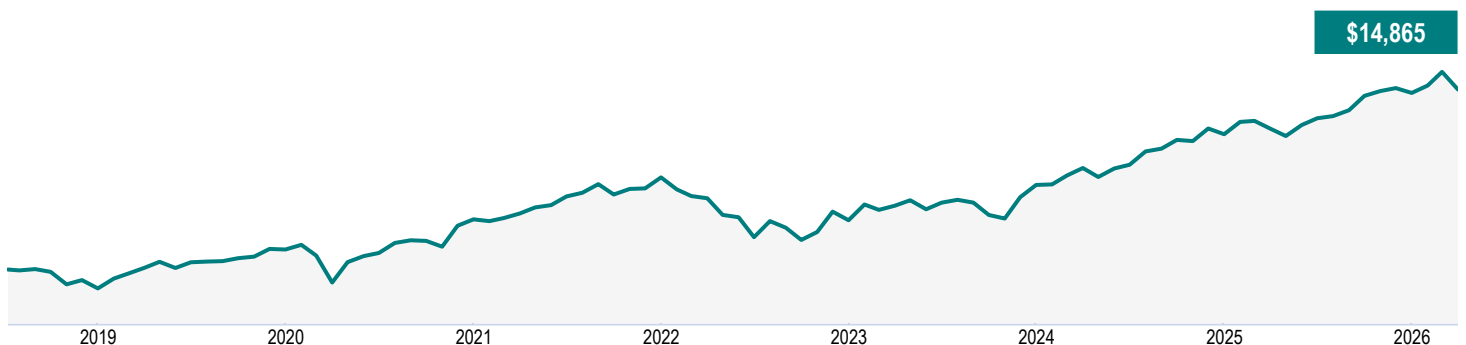
Canada	57.7
United States	20.7
Multi-National	14.1
United Kingdom	1.3
North America	1.2
Japan	0.7
Ireland	0.6
Taiwan	0.5
France	0.5
Other	2.7



Sector allocation (%)

Fixed Income	36.1
Mutual Fund	18.8
Technology	8.3
Financial Services	7.1
Basic Materials	3.9
Energy	3.7
Consumer Services	3.4
Industrial Goods	3.2
Healthcare	2.8
Other	12.7

## Growth of \$10,000 (since inception)



# LON 2030 Profile 75/100 (PP)

March 31, 2026

## Fund details (as of March 31, 2026)

Top holdings	%
Canada Life Canadian Core Plus Bond Fund A	18.9
Canadian Core Fixed Income	12.0
Franklin Brandywine Global Fixed Income Investment Grade Fund	4.5
Real Estate	4.3
London Life Intl Equity (S)	3.2
Mackenzie Unconstrained Fixed Income Fund A	2.2
Mackenzie GQE Emerging Markets Fund Series A	2.0
Commercial (Retail & Office)	1.7
Mackenzie Global Small-Mid Cap Fund Series A	1.3
Private Credit (N)	1.2
<b>Total allocation in top holdings</b>	<b>51.3</b>

Portfolio characteristics	
Standard deviation	6.21%
Dividend yield	1.70%
Yield to maturity	-
Duration (years)	-
Coupon	-
Average credit rating	-
Average market cap (million)	\$737,955.2

### Net assets (million)

-

**Price**  
\$14.87

**Number of holdings**  
4561

**Minimum initial investment**  
\$500

**Fund codes**  
FEL – CLGW005E

## Understanding returns

### Annual compound returns (%)

1 MO	3 MO	YTD	1 YR	3 YR	5 YR	10 YR	INCEPTION
-3.11	0.63	0.63	7.67	8.23	5.24	-	5.27

### Calendar year returns (%)

2025	2024	2023	2022	2021	2020	2019	2018
8.17	11.15	8.42	-9.27	9.98	7.74	11.08	-

## Range of returns over five years (August 01, 2018 - March 31, 2026)

Best return	Best period end date	Worst return	Worst period end date	Average Return	% of periods with positive returns	Number of positive periods	Number of negative periods
7.43%	March 2025	2.92%	Sept. 2023	5.27%	100.00%	33	0

### Contact information

#### Customer service centre

Toll free:  
1-877-566-5433

Corporate website:  
londonlife.com

# LON 2030 Profile 75/100 (PP)

March 31, 2026

*Commentary and opinions are provided by Portfolio Solutions Group.*

\*For Partner series and Preferred partner series an advisory and management services (AMS) fee, of between 0.50% and 1.25%, is negotiated between you and your advisor. The MER doesn't include this fee.

^Deferred Sales Charge (DSC) purchase option is not available for new contributions given regulatory bans that came into effect June 1, 2023. For certain policies where DSC is the only sales charge option available, new contributions may be accepted. Additional disclosure may be required.

†Soft capped - Contributions are no longer accepted to new investors., ‡Hard capped - Contributions are no longer accepted.

Distribution of the chart, history standard and short-term reports are not permitted without including the fund profile long-term report. Important information about London Life's segregated funds is found in the information folder, available from a Freedom 55 Financial representative. **Any amount that is allocated to a segregated fund is invested at the risk of the policyholder and may increase or decrease in value.** Reports produced using this web site are for information purposes only. London Life, Quadrus Investment Services Ltd., and their affiliates, representatives, and third party content providers do not warrant the accuracy, completeness, or timeliness of this website or any content, and shall not be responsible for investment decisions, damages, or other losses resulting from the use of this website or its content. The only true report on unit values is the periodic statement prepared and sent by London Life or Quadrus Investment Services Ltd. The indicated rates of return are annual compounded returns as of the date indicated and include changes in unit value and reinvestment of all distributions. The investment management fee has been deducted. Funds are available through a segregated funds policy issued by London Life. London Life and design are trademarks of London Life Insurance Company.

Financial information provided by Fundata Canada Inc.

©Fundata Canada Inc. All rights reserved.

