

LON Global Balanced 75/75 (P)

January 31, 2026

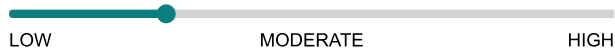
Canada Life segregated funds policy originally with London Life

A blended balanced fund that emphasizes long-term growth while also providing income.

Is this fund right for you?

- You're looking to preserve your investment while still allowing it to grow.
- You want to invest in foreign equity securities and foreign fixed-income securities.
- You're comfortable with a low to moderate level of risk.

RISK RATING



Fund category
Global Equity Balanced

Inception date
July 09, 2018

Management expense ratio (MER)*
-

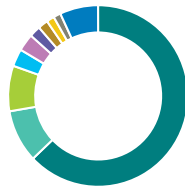
Fund management
Mackenzie Investments

How is the fund invested? (as of November 30, 2025)



Asset allocation (%)

US Equity	52.7
International Equity	20.8
Foreign Bonds	16.9
Cash and Equivalents	5.2
Canadian Equity	2.6
Domestic Bonds	1.7
Other	0.1



Geographic allocation (%)

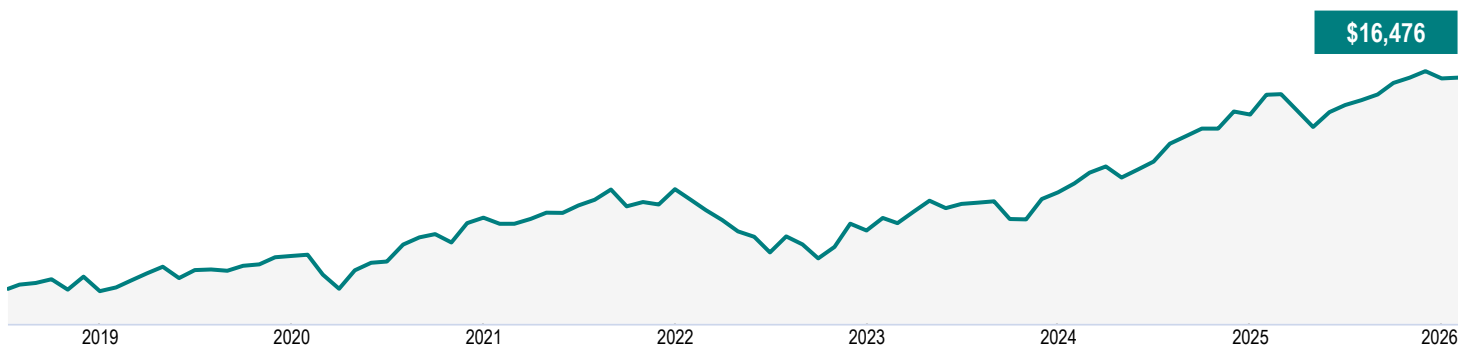
United States	62.9
Canada	9.4
United Kingdom	8.1
France	3.1
Germany	3.1
Ireland	2.0
Taiwan	1.8
Spain	1.4
Multi-National	1.3
Other	6.9



Sector allocation (%)

Technology	21.8
Fixed Income	18.6
Financial Services	12.3
Consumer Services	10.5
Healthcare	10.0
Industrial Goods	7.8
Consumer Goods	6.2
Cash and Cash Equivalent	5.2
Industrial Services	5.1
Other	2.5

Growth of \$10,000 (since inception)



LON Global Balanced 75/75 (P)

January 31, 2026

Fund details (as of November 30, 2025)

Top holdings	%
Cash and Cash Equivalents	5.1
Alphabet Inc Cl A	4.3
Microsoft Corp	3.9
Amazon.com Inc	3.6
Amphenol Corp Cl A	3.6
Apple Inc	3.2
Halma PLC	2.6
Brookfield Corp Cl A	2.6
Berkshire Hathaway Inc Cl B	2.6
Danaher Corp	2.5
Total allocation in top holdings	34.0

Portfolio characteristics	
Standard deviation	7.40%
Dividend yield	1.48%
Yield to maturity	4.74%
Duration (years)	7.36
Coupon	4.13%
Average credit rating	AA-
Average market cap (million)	\$1,233,952.8

Net assets (million)

-

Price
\$16.48

Number of holdings
258

Minimum initial
investment
\$100,000

Fund codes
FEL – CLGU057A

Understanding returns

Annual compound returns (%)

1 MO	3 MO	YTD	1 YR	3 YR	5 YR	10 YR	INCEPTION
0.15	0.00	0.15	3.29	10.61	6.55	-	6.82

Calendar year returns (%)

2025	2024	2023	2022	2021	2020	2019	2018
7.22	18.40	9.92	-9.70	7.16	10.67	10.86	-

Range of returns over five years (August 01, 2018 - January 31, 2026)

Best return	Best period end date	Worst return	Worst period end date	Average Return	% of periods with positive returns	Number of positive periods	Number of negative periods
9.10%	March 2025	3.35%	Sept. 2023	6.29%	100.00%	31	0

Contact information

Customer service centre

Toll free:
1-877-566-5433

Corporate website:
londonlife.com

LON Global Balanced 75/75 (P)

January 31, 2026

Commentary and opinions are provided by Mackenzie Investments.

*For Partner series and Preferred partner series an advisory and management services (AMS) fee, of between 0.50% and 1.25%, is negotiated between you and your advisor. The MER doesn't include this fee.

^Deferred Sales Charge (DSC) purchase option is not available for new contributions given regulatory bans that came into effect June 1, 2023. For certain policies where DSC is the only sales charge option available, new contributions may be accepted. Additional disclosure may be required.

†Soft capped - Contributions are no longer accepted to new investors., ‡Hard capped - Contributions are no longer accepted.

Distribution of the chart, history standard and short-term reports are not permitted without including the fund profile long-term report. Important information about London Life's segregated funds is found in the information folder, available from a Freedom 55 Financial representative. **Any amount that is allocated to a segregated fund is invested at the risk of the policyholder and may increase or decrease in value.** Reports produced using this web site are for information purposes only. London Life, Quadrus Investment Services Ltd., and their affiliates, representatives, and third party content providers do not warrant the accuracy, completeness, or timeliness of this website or any content, and shall not be responsible for investment decisions, damages, or other losses resulting from the use of this website or its content. The only true report on unit values is the periodic statement prepared and sent by London Life or Quadrus Investment Services Ltd. The indicated rates of return are annual compounded returns as of the date indicated and include changes in unit value and reinvestment of all distributions. The investment management fee has been deducted. Funds are available through a segregated funds policy issued by London Life. London Life and design are trademarks of London Life Insurance Company.

Financial information provided by Fundata Canada Inc.

©Fundata Canada Inc. All rights reserved.

