

LON Fidelity Tactical Asset Allocation Income 100/100 (PP)



March 31, 2026

Canada Life segregated funds policy originally with London Life

A blended balanced fund that focuses on income with the potential for long-term growth.

Is this fund right for you?

- You want your investment to boost your income returns.
- You want to invest in global markets that also provide a regular source of income.
- You're comfortable with a low to moderate level of risk.

RISK RATING



FUNDGRADE A⁺
ACHIEVED FOR THE YEAR 2025

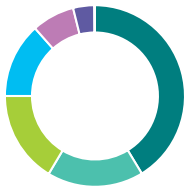
Fund category
Global Fixed Income Balanced

Inception date
July 09, 2018

Management expense ratio (MER)*
-

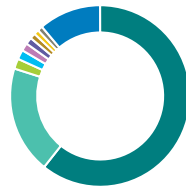
Fund management
Fidelity Investments Canada ULC

How is the fund invested? (as of December 31, 2025)



Asset allocation (%)

Domestic Bonds	41.3
International Equity	17.3
Canadian Equity	16.4
US Equity	13.4
Foreign Bonds	7.7
Cash and Equivalents	3.8
Income Trust Units	0.1



Geographic allocation (%)

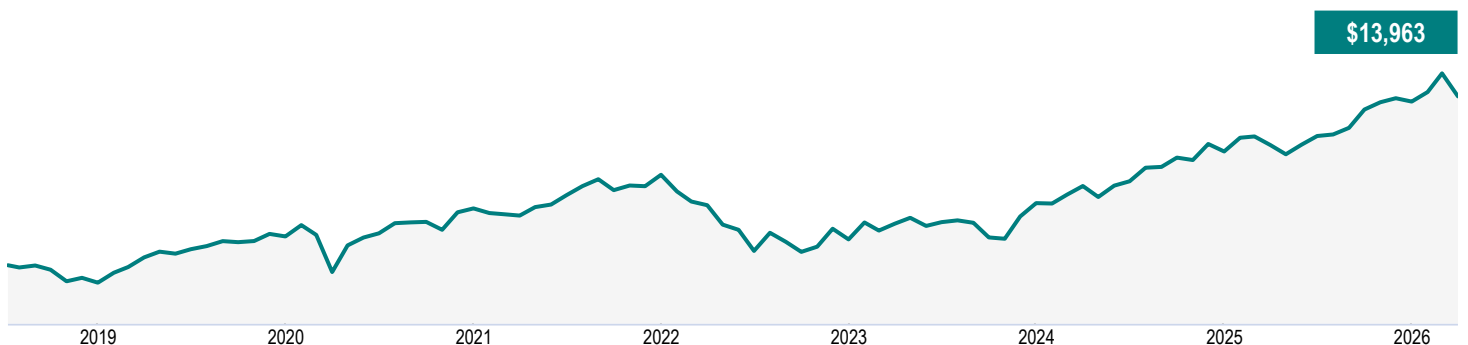
Canada	60.7
United States	19.2
China	1.8
United Kingdom	1.7
Japan	1.4
Taiwan	1.2
France	1.0
India	0.9
Korea, Republic Of	0.9
Other	11.2



Sector allocation (%)

Fixed Income	49.0
Technology	10.2
Financial Services	9.8
Basic Materials	4.0
Cash and Cash Equivalent	3.8
Industrial Goods	3.5
Consumer Services	3.3
Energy	2.9
Consumer Goods	2.1
Other	11.4

Growth of \$10,000 (since inception)



LON Fidelity Tactical Asset Allocation Income 100/100 (PP)

March 31, 2026

Fund details (as of December 31, 2025)

Top holdings	%
Gold Bullion	3.8
Royal Bank of Canada	1.3
NVIDIA Corp	1.1
Shopify Inc Cl A	1.1
Fidelity Canadian Money Market Investment Trust O	1.0
S&P/TSX 60 Index Futures	1.0
United States Treasury 4.38% 15-May-2034	1.0
Alphabet Inc Cl A	0.9
Toronto-Dominion Bank	0.9
Fidelity U.S. Money Market Investment Trust O	0.9
Total allocation in top holdings	13.0

Portfolio characteristics	
Standard deviation	6.61%
Dividend yield	1.59%
Yield to maturity	3.63%
Duration (years)	8.44
Coupon	3.59%
Average credit rating	AA-
Average market cap (million)	\$763,385.3

Net assets (million)

-

Price
\$13.96

Number of holdings
5645

Minimum initial investment
\$500

Fund codes
FEL – CLGW055I

Understanding returns

Annual compound returns (%)

1 MO	3 MO	YTD	1 YR	3 YR	5 YR	10 YR	INCEPTION
-3.73	0.88	0.88	8.92	8.36	4.57	-	4.42

Calendar year returns (%)

2025	2024	2023	2022	2021	2020	2019	2018
9.25	10.58	8.03	-12.51	6.97	6.16	11.32	-

Range of returns over five years (August 01, 2018 - March 31, 2026)

Best return	Best period end date	Worst return	Worst period end date	Average Return	% of periods with positive returns	Number of positive periods	Number of negative periods
5.43%	March 2025	1.49%	Sept. 2023	3.52%	100.00%	33	0

Contact information

Customer service centre

Toll free:
1-877-566-5433

Corporate website:
londonlife.com

LON Fidelity Tactical Asset Allocation Income 100/100 (PP)

March 31, 2026

Commentary and opinions are provided by Fidelity Investments Canada ULC.

*For Partner series and Preferred partner series an advisory and management services (AMS) fee, of between 0.50% and 1.25%, is negotiated between you and your advisor. The MER doesn't include this fee.

^Deferred Sales Charge (DSC) purchase option is not available for new contributions given regulatory bans that came into effect June 1, 2023. For certain policies where DSC is the only sales charge option available, new contributions may be accepted. Additional disclosure may be required.

†Soft capped - Contributions are no longer accepted to new investors., ‡Hard capped - Contributions are no longer accepted.

Distribution of the chart, history standard and short-term reports are not permitted without including the fund profile long-term report. Important information about London Life's segregated funds is found in the information folder, available from a Freedom 55 Financial representative. **Any amount that is allocated to a segregated fund is invested at the risk of the policyholder and may increase or decrease in value.** Reports produced using this web site are for information purposes only. London Life, Quadrus Investment Services Ltd., and their affiliates, representatives, and third party content providers do not warrant the accuracy, completeness, or timeliness of this website or any content, and shall not be responsible for investment decisions, damages, or other losses resulting from the use of this website or its content. The only true report on unit values is the periodic statement prepared and sent by London Life or Quadrus Investment Services Ltd. The indicated rates of return are annual compounded returns as of the date indicated and include changes in unit value and reinvestment of all distributions. The investment management fee has been deducted. Funds are available through a segregated funds policy issued by London Life. London Life and design are trademarks of London Life Insurance Company.

FundGrade A+® is used with permission from Fundata Canada Inc., all rights reserved. The annual FundGrade A+® Awards are presented by Fundata Canada Inc. to recognize the "best of the best" among Canadian investment funds. The FundGrade A+® calculation is supplemental to the monthly FundGrade ratings and is calculated at the end of each calendar year. The FundGrade rating system evaluates funds based on their risk-adjusted performance, measured by Sharpe Ratio, Sortino Ratio, and Information Ratio. The score for each ratio is calculated individually, covering all time periods from 2 to 10 years. The scores are then weighted equally in calculating a monthly FundGrade. The top 10% of funds earn an A Grade; the next 20% of funds earn a B Grade; the next 40% of funds earn a C Grade; the next 20% of funds receive a D Grade; and the lowest 10% of funds receive an E Grade. To be eligible, a fund must have received a FundGrade rating every month in the previous year. The FundGrade A+® uses a GPA-style calculation, where each monthly FundGrade from "A" to "E" receives a score from 4 to 0, respectively. A fund's average score for the year determines its GPA. Any fund with a GPA of 3.5 or greater is awarded a FundGrade A+® Award. For more information, see www.FundGradeAwards.com. Although Fundata makes every effort to ensure the accuracy and reliability of the data contained herein, the accuracy is not guaranteed by Fundata.

Financial information provided by Fundata Canada Inc.

©Fundata Canada Inc. All rights reserved.

