

LON Floating Rate Income 75/100 (PP)

May 31, 2026

Canada Life segregated funds policy originally with London Life

A credit-driven, value-oriented income fund that can benefit from higher interest rates.

Is this fund right for you?

- You want to protect your money from inflation while also protecting it from large swings in the market.
- You want to invest in floating-rate debt obligations and other floating-rate debt instruments from issuers located anywhere in the world.
- You're comfortable with a low to moderate level of risk.

RISK RATING



Fund category
Floating Rate Loan

Inception date
July 09, 2018

Management expense ratio (MER)*
-

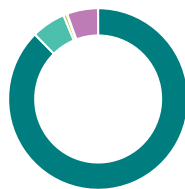
Fund management
Mackenzie Investments

How is the fund invested? (as of March 31, 2026)



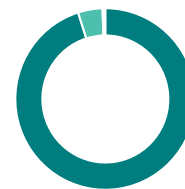
Asset allocation (%)

Foreign Bonds	93.2
Cash and Equivalents	4.4
Domestic Bonds	2.0
Canadian Equity	0.5
Other	-0.1



Geographic allocation (%)

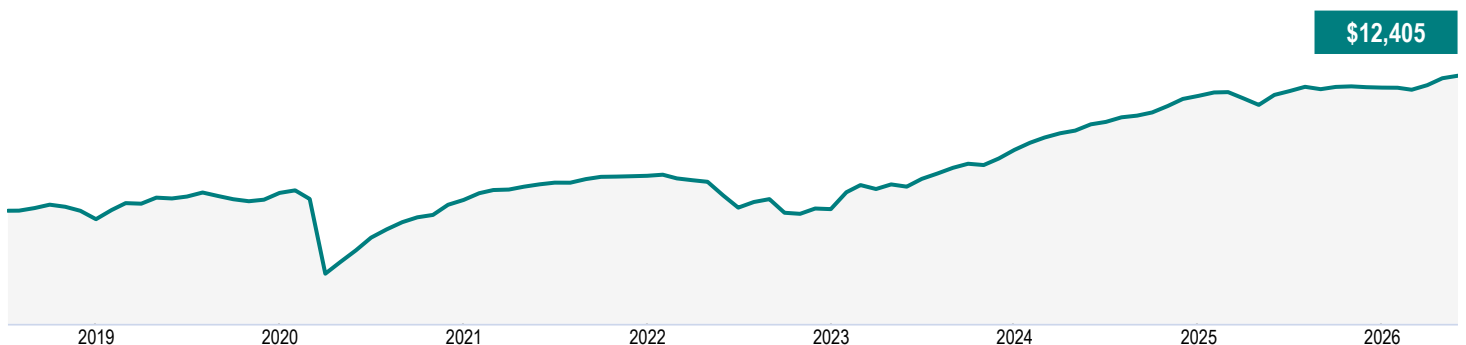
United States	87.6
Canada	6.1
Europe	0.6
France	0.1
Other	5.6



Sector allocation (%)

Fixed Income	95.2
Cash and Cash Equivalent	4.4
Utilities	0.3
Financial Services	0.2
Other	-0.1

Growth of \$10,000 (since inception)



LON Floating Rate Income 75/100 (PP)

May 31, 2026

Fund details (as of March 31, 2026)

Top holdings	%
Cash and Cash Equivalents	4.2
Sagard Credit Partners II LP	1.3
Infobip Inc. Term Loan 1st Lien F/R 11-Jun-2029	1.2
Delivery Hero Finco LLC. Term Loan B 1st Lien Senior F/R	1.0
Natgasoline LLC Term Loan B 1st Lien F/R 24-Mar-2030	1.0
Jane Street Group LLC Term Loan B 1st Lien Senior	1.0
Northleaf Private Credit II LP MI 15	0.9
A-Gas FinCo Inc. Term Loan B 1st Lien Sr F/R 13-Dec-2029	0.9
DS Parent Inc. Term Loan B 1st Lien Sr F/R 16-Dec-2030	0.9
Ascend Wellness Holdings Inc 12.75% 16-Jul-2029	0.9
Total allocation in top holdings	13.3

Portfolio characteristics	
Standard deviation	2.06%
Dividend yield	4.83%
Yield to maturity	-
Duration (years)	-
Coupon	-
Average credit rating	-
Average market cap (million)	\$56,564.4

Net assets (million)

-

Price
\$12.41

Number of holdings
338

Minimum initial
investment
\$500

Fund codes
FEL – CLGW044E

Understanding returns

Annual compound returns (%)

1 MO	3 MO	YTD	1 YR	3 YR	5 YR	10 YR	INCEPTION
0.36	2.05	1.74	2.83	5.95	3.45	-	2.77

Calendar year returns (%)

2025	2024	2023	2022	2021	2020	2019	2018
1.22	8.69	10.52	-5.59	4.22	-1.21	4.75	-

Range of returns over five years (August 01, 2018 - May 31, 2026)

Best return	Best period end date	Worst return	Worst period end date	Average Return	% of periods with positive returns	Number of positive periods	Number of negative periods
6.21%	March 2025	1.29%	July 2023	3.20%	100.00%	35	0

Contact information

Customer service centre

Toll free:
1-877-566-5433

Corporate website:
londonlife.com

LON Floating Rate Income 75/100 (PP)

May 31, 2026

Commentary and opinions are provided by Mackenzie Investments.

*For Partner series and Preferred partner series an advisory and management services (AMS) fee, of between 0.50% and 1.25%, is negotiated between you and your advisor. The MER doesn't include this fee.

^Deferred Sales Charge (DSC) purchase option is not available for new contributions given regulatory bans that came into effect June 1, 2023. For certain policies where DSC is the only sales charge option available, new contributions may be accepted. Additional disclosure may be required.

†Soft capped - Contributions are no longer accepted to new investors., ‡Hard capped - Contributions are no longer accepted.

Distribution of the chart, history standard and short-term reports are not permitted without including the fund profile long-term report. Important information about London Life's segregated funds is found in the information folder, available from a Freedom 55 Financial representative. **Any amount that is allocated to a segregated fund is invested at the risk of the policyholder and may increase or decrease in value.** Reports produced using this web site are for information purposes only. London Life, Quadrus Investment Services Ltd., and their affiliates, representatives, and third party content providers do not warrant the accuracy, completeness, or timeliness of this website or any content, and shall not be responsible for investment decisions, damages, or other losses resulting from the use of this website or its content. The only true report on unit values is the periodic statement prepared and sent by London Life or Quadrus Investment Services Ltd. The indicated rates of return are annual compounded returns as of the date indicated and include changes in unit value and reinvestment of all distributions. The investment management fee has been deducted. Funds are available through a segregated funds policy issued by London Life. London Life and design are trademarks of London Life Insurance Company.

Financial information provided by Fundata Canada Inc.

©Fundata Canada Inc. All rights reserved.

