

LON Mackenzie Balanced 75/100 (PP)

April 30, 2026

Canada Life segregated funds policy originally with London Life

A fund that aims to find balance between long-term growth and consistent income.

Is this fund right for you?

- You want investment income and you want your money to grow over time.
- You want to invest in a balance of Canadian fixed-income funds (no more than 40 per cent) and Canadian and foreign equity funds.
- You're comfortable with a low to moderate level of risk.

RISK RATING



FUNDGRADE A+
ACHIEVED FOR THE YEAR 2025

Fund category
Global Neutral Balanced

Inception date
July 09, 2018

Management expense ratio (MER)*
-

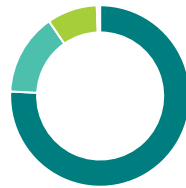
Fund management
Portfolio Solutions Group

How is the fund invested? (as of March 31, 2026)



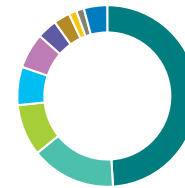
Asset allocation (%)

Domestic Bonds	40.0
Canadian Equity	35.7
US Equity	14.6
International Equity	9.4
Income Trust Units	0.2
Cash and Equivalents	0.1



Geographic allocation (%)

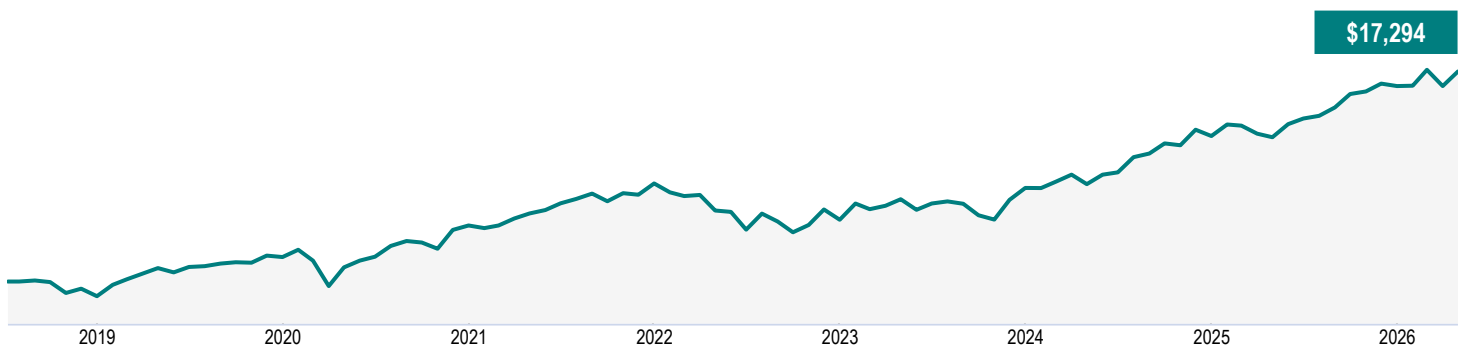
Canada	75.8
United States	14.6
Multi-National	9.0
Bermuda	0.2
Ireland	0.2
United Kingdom	0.1
Other	0.1



Sector allocation (%)

Mutual Fund	49.0
Financial Services	15.2
Technology	9.2
Energy	6.8
Basic Materials	6.3
Consumer Services	3.6
Industrial Services	2.9
Healthcare	1.4
Consumer Goods	1.4
Other	4.2

Growth of \$10,000 (since inception)



LON Mackenzie Balanced 75/100 (PP)

April 30, 2026

Fund details (as of March 31, 2026)

Top holdings	%
Canadian Core Fixed Income	40.0
Mackenzie Ivy International Fund Series A	9.0
Royal Bank of Canada	3.0
Toronto-Dominion Bank	2.1
Shopify Inc Cl A	2.0
Enbridge Inc	1.6
Agnico Eagle Mines Ltd	1.4
Canadian Natural Resources Ltd	1.4
Bank of Montreal	1.3
Brookfield Corp Cl A	1.2
Total allocation in top holdings	63.0

Portfolio characteristics	
Standard deviation	7.47%
Dividend yield	2.00%
Yield to maturity	-
Duration (years)	-
Coupon	-
Average credit rating	-
Average market cap (million)	\$610,975.5

Net assets (million)

-

Price
\$17.29

Number of holdings
600

Minimum initial
investment
\$500

Fund codes
FEL – CLGW031E

Understanding returns

Annual compound returns (%)

1 MO	3 MO	YTD	1 YR	3 YR	5 YR	10 YR	INCEPTION
3.02	2.95	3.02	15.21	10.39	6.94	-	7.27

Calendar year returns (%)

2025	2024	2023	2022	2021	2020	2019	2018
11.53	13.60	9.09	-9.40	12.21	10.11	14.33	-

Range of returns over five years (August 01, 2018 - April 30, 2026)

Best return	Best period end date	Worst return	Worst period end date	Average Return	% of periods with positive returns	Number of positive periods	Number of negative periods
8.99%	March 2025	4.27%	Sept. 2023	6.61%	100.00%	34	0

Contact information

Customer
service centre

Toll free:
1-877-566-5433

Corporate website:
londonlife.com

LON Mackenzie Balanced 75/100 (PP)

April 30, 2026

Commentary and opinions are provided by Portfolio Solutions Group.

*For Partner series and Preferred partner series an advisory and management services (AMS) fee, of between 0.50% and 1.25%, is negotiated between you and your advisor. The MER doesn't include this fee.

^Deferred Sales Charge (DSC) purchase option is not available for new contributions given regulatory bans that came into effect June 1, 2023. For certain policies where DSC is the only sales charge option available, new contributions may be accepted. Additional disclosure may be required.

†Soft capped - Contributions are no longer accepted to new investors., ‡Hard capped - Contributions are no longer accepted.

Distribution of the chart, history standard and short-term reports are not permitted without including the fund profile long-term report. Important information about London Life's segregated funds is found in the information folder, available from a Freedom 55 Financial representative. **Any amount that is allocated to a segregated fund is invested at the risk of the policyholder and may increase or decrease in value.** Reports produced using this web site are for information purposes only. London Life, Quadrus Investment Services Ltd., and their affiliates, representatives, and third party content providers do not warrant the accuracy, completeness, or timeliness of this website or any content, and shall not be responsible for investment decisions, damages, or other losses resulting from the use of this website or its content. The only true report on unit values is the periodic statement prepared and sent by London Life or Quadrus Investment Services Ltd. The indicated rates of return are annual compounded returns as of the date indicated and include changes in unit value and reinvestment of all distributions. The investment management fee has been deducted. Funds are available through a segregated funds policy issued by London Life. London Life and design are trademarks of London Life Insurance Company.

FundGrade A+® is used with permission from Fundata Canada Inc., all rights reserved. The annual FundGrade A+® Awards are presented by Fundata Canada Inc. to recognize the "best of the best" among Canadian investment funds. The FundGrade A+® calculation is supplemental to the monthly FundGrade ratings and is calculated at the end of each calendar year. The FundGrade rating system evaluates funds based on their risk-adjusted performance, measured by Sharpe Ratio, Sortino Ratio, and Information Ratio. The score for each ratio is calculated individually, covering all time periods from 2 to 10 years. The scores are then weighted equally in calculating a monthly FundGrade. The top 10% of funds earn an A Grade; the next 20% of funds earn a B Grade; the next 40% of funds earn a C Grade; the next 20% of funds receive a D Grade; and the lowest 10% of funds receive an E Grade. To be eligible, a fund must have received a FundGrade rating every month in the previous year. The FundGrade A+® uses a GPA-style calculation, where each monthly FundGrade from "A" to "E" receives a score from 4 to 0, respectively. A fund's average score for the year determines its GPA. Any fund with a GPA of 3.5 or greater is awarded a FundGrade A+® Award. For more information, see www.FundGradeAwards.com. Although Fundata makes every effort to ensure the accuracy and reliability of the data contained herein, the accuracy is not guaranteed by Fundata.

Financial information provided by Fundata Canada Inc.

©Fundata Canada Inc. All rights reserved.

