

LON Canadian SRI Equity 100/100 (PP)

March 31, 2026

Canada Life segregated funds policy originally with London Life

A top-down, large-cap fund seeking long-term growth with a focus on socially responsible investing.

Is this fund right for you?

- You want your money to grow over a longer term while still providing income.
- You want to invest in Canadian companies that carry out their business in a socially responsible manner. This fund invests in companies that have practices and policies, which, relative to their peers, reflect environmental awareness, progressive labour p
- You're comfortable with a moderate level of risk.

Fund category
Canadian Equity

Inception date
July 09, 2018

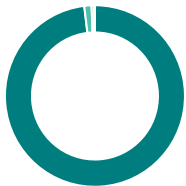
Management expense ratio (MER)*
-

Fund management
Mackenzie Investments

RISK RATING

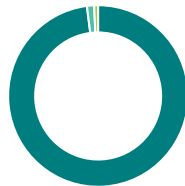


How is the fund invested? (as of March 31, 2026)



Asset allocation (%)

Canadian Equity	98.1
US Equity	1.3
Income Trust Units	0.5
Cash and Equivalents	0.1



Geographic allocation (%)

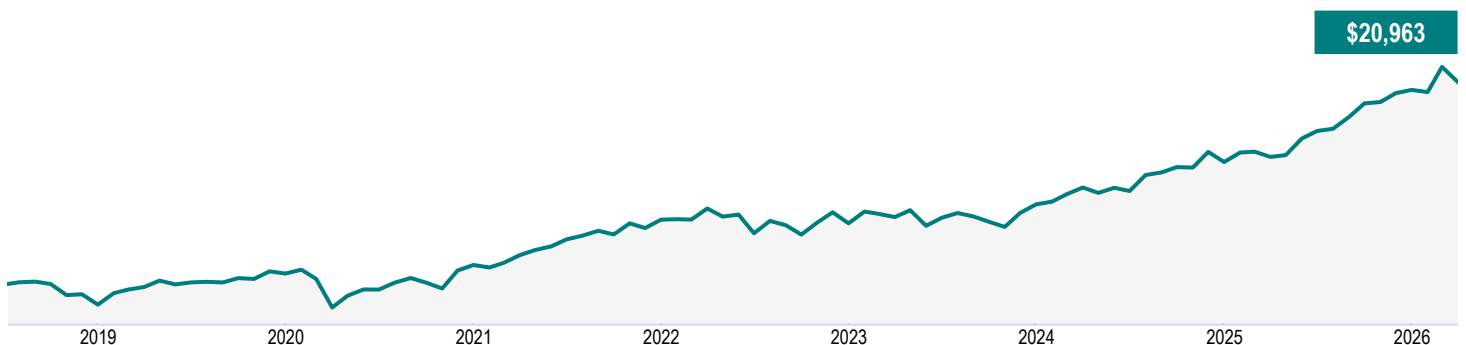
Canada	98.0
United States	1.3
Other	0.7



Sector allocation (%)

Financial Services	31.1
Basic Materials	19.9
Energy	15.6
Technology	7.1
Consumer Services	7.0
Industrial Services	5.6
Utilities	4.7
Industrial Goods	2.6
Telecommunications	2.4
Other	4.0

Growth of \$10,000 (since inception)



LON Canadian SRI Equity 100/100 (PP)

March 31, 2026

Fund details (as of March 31, 2026)

Top holdings	%
Royal Bank of Canada	8.2
Toronto-Dominion Bank	6.1
Shopify Inc Cl A	4.3
Canadian Imperial Bank of Commerce	3.5
Bank of Montreal	3.4
Agnico Eagle Mines Ltd	3.4
Canadian Natural Resources Ltd	3.2
TC Energy Corp	3.0
Brookfield Corp Cl A	2.7
National Bank of Canada	2.7
Total allocation in top holdings	40.5

Portfolio characteristics	
Standard deviation	10.10%
Dividend yield	1.94%
Yield to maturity	-
Duration (years)	-
Coupon	-
Average credit rating	-
Average market cap (million)	\$101,376.7

Net assets (million)

-

Price

\$20.96

Number of holdings

75

Minimum initial

investment

\$500

Fund codes

FEL – CLGW073I

Understanding returns

Annual compound returns (%)

1 MO	3 MO	YTD	1 YR	3 YR	5 YR	10 YR	INCEPTION
-3.82	2.03	2.03	24.02	15.42	12.64	-	10.05

Calendar year returns (%)

2025	2024	2023	2022	2021	2020	2019	2018
23.59	16.07	7.76	-1.50	22.36	4.41	19.05	-

Range of returns over five years (August 01, 2018 - March 31, 2026)

Best return	Best period end date	Worst return	Worst period end date	Average Return	% of periods with positive returns	Number of positive periods	Number of negative periods
15.32%	Oct. 2025	6.01%	Sept. 2023	10.63%	100.00%	33	0

Contact information

Customer service centre

Toll free:
1-877-566-5433

Corporate website:
londonlife.com

LON Canadian SRI Equity 100/100 (PP)

March 31, 2026

Commentary and opinions are provided by Mackenzie Investments.

*For Partner series and Preferred partner series an advisory and management services (AMS) fee, of between 0.50% and 1.25%, is negotiated between you and your advisor. The MER doesn't include this fee.

^Deferred Sales Charge (DSC) purchase option is not available for new contributions given regulatory bans that came into effect June 1, 2023. For certain policies where DSC is the only sales charge option available, new contributions may be accepted. Additional disclosure may be required.

†Soft capped - Contributions are no longer accepted to new investors., ‡Hard capped - Contributions are no longer accepted.

Distribution of the chart, history standard and short-term reports are not permitted without including the fund profile long-term report. Important information about London Life's segregated funds is found in the information folder, available from a Freedom 55 Financial representative. **Any amount that is allocated to a segregated fund is invested at the risk of the policyholder and may increase or decrease in value.** Reports produced using this web site are for information purposes only. London Life, Quadrus Investment Services Ltd., and their affiliates, representatives, and third party content providers do not warrant the accuracy, completeness, or timeliness of this website or any content, and shall not be responsible for investment decisions, damages, or other losses resulting from the use of this website or its content. The only true report on unit values is the periodic statement prepared and sent by London Life or Quadrus Investment Services Ltd. The indicated rates of return are annual compounded returns as of the date indicated and include changes in unit value and reinvestment of all distributions. The investment management fee has been deducted. Funds are available through a segregated funds policy issued by London Life. London Life and design are trademarks of London Life Insurance Company.

Financial information provided by Fundata Canada Inc.

©Fundata Canada Inc. All rights reserved.

