

# LON Global Resources 75/75 (PP)

April 30, 2026

Canada Life segregated funds policy originally with London Life

A growth-style fund seeking long-term growth in the Canadian resource sector.

## Is this fund right for you?

- You want your money to grow over a longer term.
- You want to invest in the securities of Canadian oil, gas and natural resource companies that offer above-average prospects for growth with slightly higher volatility.
- You're comfortable with a high level of risk.

### RISK RATING



### Fund category

Natural Resources Equity

### Inception date

July 09, 2018

### Management

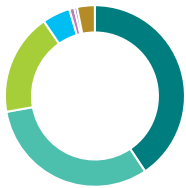
expense ratio (MER)\*

-

### Fund management

Mackenzie Investments

## How is the fund invested? (as of February 28, 2026)



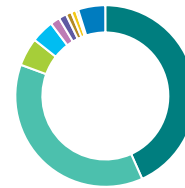
### Asset allocation (%)

|                      |      |
|----------------------|------|
| Canadian Equity      | 40.6 |
| International Equity | 31.6 |
| US Equity            | 18.2 |
| Cash and Equivalents | 5.0  |
| Foreign Bonds        | 0.9  |
| Income Trust Units   | 0.5  |
| Other                | 3.2  |



### Geographic allocation (%)

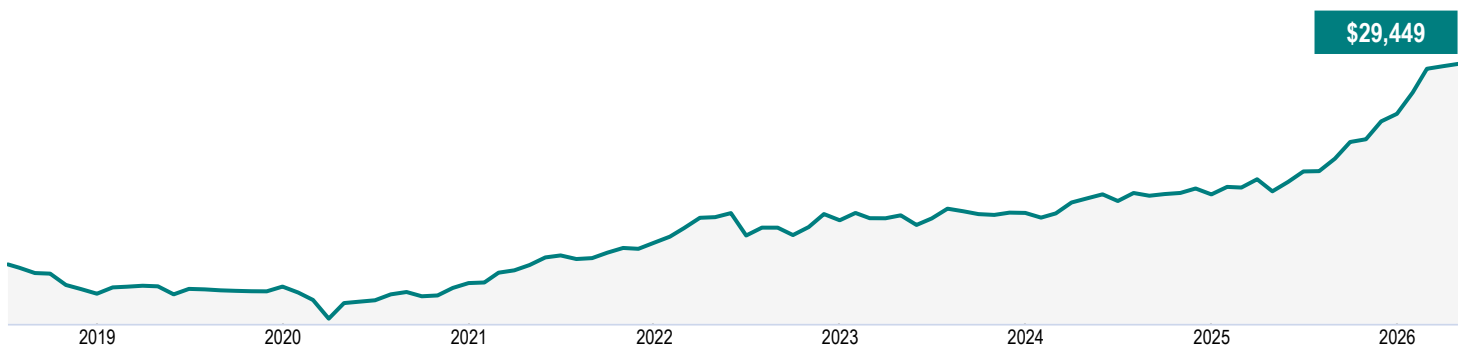
|                |      |
|----------------|------|
| Canada         | 45.5 |
| United States  | 19.1 |
| United Kingdom | 9.9  |
| France         | 5.6  |
| Brazil         | 4.5  |
| Multi-National | 2.7  |
| Germany        | 2.4  |
| Australia      | 1.8  |
| Netherlands    | 1.0  |
| Other          | 7.5  |



### Sector allocation (%)

|                          |      |
|--------------------------|------|
| Basic Materials          | 43.3 |
| Energy                   | 37.3 |
| Cash and Cash Equivalent | 5.0  |
| Industrial Goods         | 4.1  |
| Mutual Fund              | 1.7  |
| Real Estate              | 1.4  |
| Exchange Traded Fund     | 1.0  |
| Fixed Income             | 0.9  |
| Utilities                | 0.4  |
| Other                    | 4.9  |

## Growth of \$10,000 (since inception)



# LON Global Resources 75/75 (PP)

April 30, 2026

## Fund details (as of February 28, 2026)

| Top holdings                            | %           |
|---|-------------|
| Cash and Cash Equivalents               | 5.0         |
| TotalEnergies SE                        | 3.0         |
| Endeavour Mining PLC                    | 3.0         |
| Barrick Mining Corp                     | 2.7         |
| Ovintiv Inc                             | 2.6         |
| Keyera Corp                             | 2.5         |
| Shell PLC - ADR                         | 2.5         |
| Alcoa Corp                              | 2.4         |
| GOLD 100 OZ FUTR May/2000 CO            | 2.3         |
| Anglogold Ashanti PLC                   | 2.3         |
| <b>Total allocation in top holdings</b> | <b>28.3</b> |

| Portfolio characteristics    |            |
|------------------------------|------------|
| Standard deviation           | 13.97%     |
| Dividend yield               | 2.42%      |
| Yield to maturity            | -          |
| Duration (years)             | -          |
| Coupon                       | -          |
| Average credit rating        | -          |
| Average market cap (million) | \$46,751.3 |

Net assets (million)

-

Price  
\$29.45

Number of holdings  
130

Minimum initial  
investment  
\$500

Fund codes  
FEL – CLGW095A

## Understanding returns

### Annual compound returns (%)

| 1 MO | 3 MO  | YTD   | 1 YR  | 3 YR  | 5 YR  | 10 YR | INCEPTION |
|------|-------|-------|-------|-------|-------|-------|-----------|
| 0.77 | 10.38 | 19.67 | 72.30 | 25.89 | 24.26 | -     | 14.83     |

### Calendar year returns (%)

| 2025  | 2024  | 2023 | 2022  | 2021  | 2020 | 2019 | 2018 |
|-------|-------|------|-------|-------|------|------|------|
| 46.56 | 11.98 | 4.99 | 17.97 | 47.84 | 4.35 | 9.64 | -    |

## Range of returns over five years (August 01, 2018 - April 30, 2026)

| Best return | Best period end date | Worst return | Worst period end date | Average Return | % of periods with positive returns | Number of positive periods | Number of negative periods |
|-------------|----------------------|--------------|-----------------------|----------------|------------------------------------|----------------------------|----------------------------|
| 30.98%      | March 2025           | 9.74%        | July 2023             | 19.48%         | 100.00%                            | 34                         | 0                          |

## Contact information

### Customer service centre

Toll free:  
1-877-566-5433

Corporate website:  
londonlife.com

# LON Global Resources 75/75 (PP)

April 30, 2026

*Commentary and opinions are provided by Mackenzie Investments.*

\*For Partner series and Preferred partner series an advisory and management services (AMS) fee, of between 0.50% and 1.25%, is negotiated between you and your advisor. The MER doesn't include this fee.

^Deferred Sales Charge (DSC) purchase option is not available for new contributions given regulatory bans that came into effect June 1, 2023. For certain policies where DSC is the only sales charge option available, new contributions may be accepted. Additional disclosure may be required.

†Soft capped - Contributions are no longer accepted to new investors., ‡Hard capped - Contributions are no longer accepted.

Distribution of the chart, history standard and short-term reports are not permitted without including the fund profile long-term report. Important information about London Life's segregated funds is found in the information folder, available from a Freedom 55 Financial representative. **Any amount that is allocated to a segregated fund is invested at the risk of the policyholder and may increase or decrease in value.** Reports produced using this web site are for information purposes only. London Life, Quadrus Investment Services Ltd., and their affiliates, representatives, and third party content providers do not warrant the accuracy, completeness, or timeliness of this website or any content, and shall not be responsible for investment decisions, damages, or other losses resulting from the use of this website or its content. The only true report on unit values is the periodic statement prepared and sent by London Life or Quadrus Investment Services Ltd. The indicated rates of return are annual compounded returns as of the date indicated and include changes in unit value and reinvestment of all distributions. The investment management fee has been deducted. Funds are available through a segregated funds policy issued by London Life. London Life and design are trademarks of London Life Insurance Company.

Financial information provided by Fundata Canada Inc.

©Fundata Canada Inc. All rights reserved.

