

LON Conservative Profile 75/100 (P)

April 30, 2026

Canada Life segregated funds policy originally with London Life

A portfolio fund aiming to provide regular income with low volatility.

Is this fund right for you?

- You want to protect your money from inflation while also protecting it from large swings in the market.
- You want to invest mainly in fixed-income funds (75 per cent).
- You're comfortable with a low level of risk.

RISK RATING



Fund category

Global Fixed Income Balanced

Inception date

July 09, 2018

Management

expense ratio (MER)*

-

Fund management

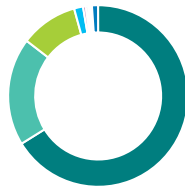
Portfolio Solutions Group

How is the fund invested? (as of March 31, 2026)



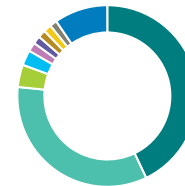
Asset allocation (%)

Domestic Bonds	42.1
Foreign Bonds	10.7
US Equity	10.2
International Equity	5.3
Canadian Equity	3.5
Cash and Equivalents	1.3
Income Trust Units	0.1
Other	26.8



Geographic allocation (%)

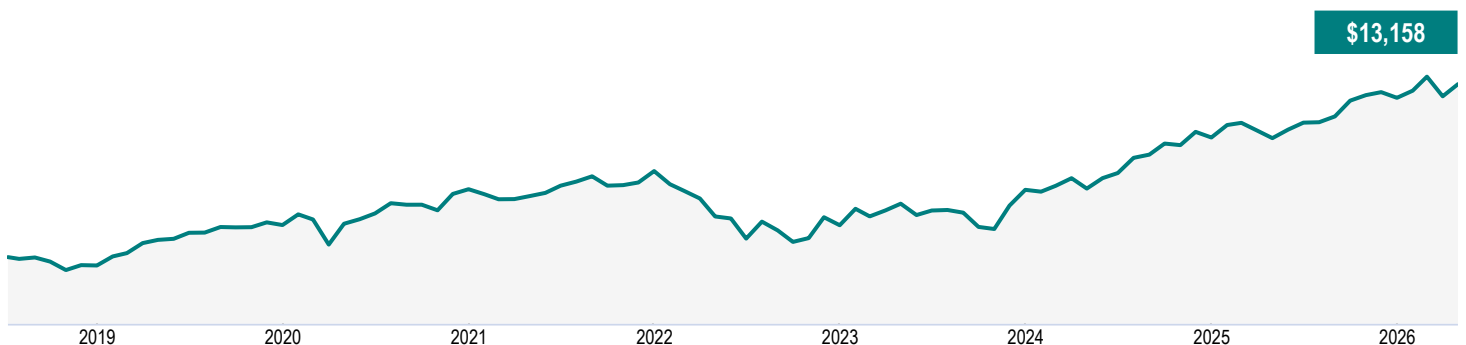
Canada	66.2
Multi-National	19.2
United States	10.3
North America	1.6
United Kingdom	0.5
Ireland	0.4
Taiwan	0.3
Japan	0.2
China	0.2
Other	1.1



Sector allocation (%)

Fixed Income	42.9
Mutual Fund	33.7
Technology	4.0
Financial Services	2.7
Consumer Services	1.6
Healthcare	1.4
Basic Materials	1.4
Industrial Goods	1.4
Cash and Cash Equivalent	1.3
Other	9.6

Growth of \$10,000 (since inception)



LON Conservative Profile 75/100 (P)

April 30, 2026

Fund details (as of March 31, 2026)

Top holdings	%
Canada Life Canadian Core Plus Bond Fund A	19.0
Canadian Core Fixed Income	15.6
Real Estate	5.7
Canada Life Global Opportunities+ Fund R	5.6
Counsel Multi-Factor Canadian Equity Series S	3.6
Commercial (Retail & Office)	3.5
Franklin Brandywine Global Fixed Income Investment Grade Fund	3.5
Mackenzie Unconstrained Fixed Income Fund A	3.4
London Life International Bond (CLI)	3.0
Industrial	2.4
Total allocation in top holdings	65.3

Portfolio characteristics	
Standard deviation	5.17%
Dividend yield	1.62%
Yield to maturity	-
Duration (years)	-
Coupon	-
Average credit rating	-
Average market cap (million)	\$878,178.7

Net assets (million)

-

Price
\$13.16

Number of holdings
4440

Minimum initial
investment
\$100,000

Fund codes
FEL – CLGU007E

Understanding returns

Annual compound returns (%)

1 MO	3 MO	YTD	1 YR	3 YR	5 YR	10 YR	INCEPTION
1.71	0.91	1.93	8.09	6.23	3.43	-	3.58

Calendar year returns (%)

2025	2024	2023	2022	2021	2020	2019	2018
5.95	8.51	6.11	-8.54	2.94	6.18	7.49	-

Range of returns over five years (August 01, 2018 - April 30, 2026)

Best return	Best period end date	Worst return	Worst period end date	Average Return	% of periods with positive returns	Number of positive periods	Number of negative periods
3.77%	March 2025	1.25%	Sept. 2023	2.63%	100.00%	34	0

Contact information

Customer service centre

Toll free:
1-877-566-5433

Corporate website:
londonlife.com

LON Conservative Profile 75/100 (P)

April 30, 2026

Commentary and opinions are provided by Portfolio Solutions Group.

*For Partner series and Preferred partner series an advisory and management services (AMS) fee, of between 0.50% and 1.25%, is negotiated between you and your advisor. The MER doesn't include this fee.

^Deferred Sales Charge (DSC) purchase option is not available for new contributions given regulatory bans that came into effect June 1, 2023. For certain policies where DSC is the only sales charge option available, new contributions may be accepted. Additional disclosure may be required.

†Soft capped - Contributions are no longer accepted to new investors., ‡Hard capped - Contributions are no longer accepted.

Distribution of the chart, history standard and short-term reports are not permitted without including the fund profile long-term report. Important information about London Life's segregated funds is found in the information folder, available from a Freedom 55 Financial representative. **Any amount that is allocated to a segregated fund is invested at the risk of the policyholder and may increase or decrease in value.** Reports produced using this web site are for information purposes only. London Life, Quadrus Investment Services Ltd., and their affiliates, representatives, and third party content providers do not warrant the accuracy, completeness, or timeliness of this website or any content, and shall not be responsible for investment decisions, damages, or other losses resulting from the use of this website or its content. The only true report on unit values is the periodic statement prepared and sent by London Life or Quadrus Investment Services Ltd. The indicated rates of return are annual compounded returns as of the date indicated and include changes in unit value and reinvestment of all distributions. The investment management fee has been deducted. Funds are available through a segregated funds policy issued by London Life. London Life and design are trademarks of London Life Insurance Company.

Financial information provided by Fundata Canada Inc.

©Fundata Canada Inc. All rights reserved.

